

Compal Confidential

Model Name : JM40-HR

File Name : LA-7231P

Compal Confidential

JM40-HR M/B Schematics Document

Intel Sandy Bridge Processor with DDRIII + Cougar Point PCH
Nvidia N12P-GS/GV-OP

2010-02-22

REV:1.0

ZZZ

Part Number	Description
DAZ01000100	

P4LJ0_PCB
PCB P4LJ0 LA-7231P LS-7231P/7233P/7235P/7237P

ZZZ

Part Number	Description
DC30100DT00	DC IN CABLE_90W

P4LJ0_DCIN_CABLE_90W
90W@

ZZZ

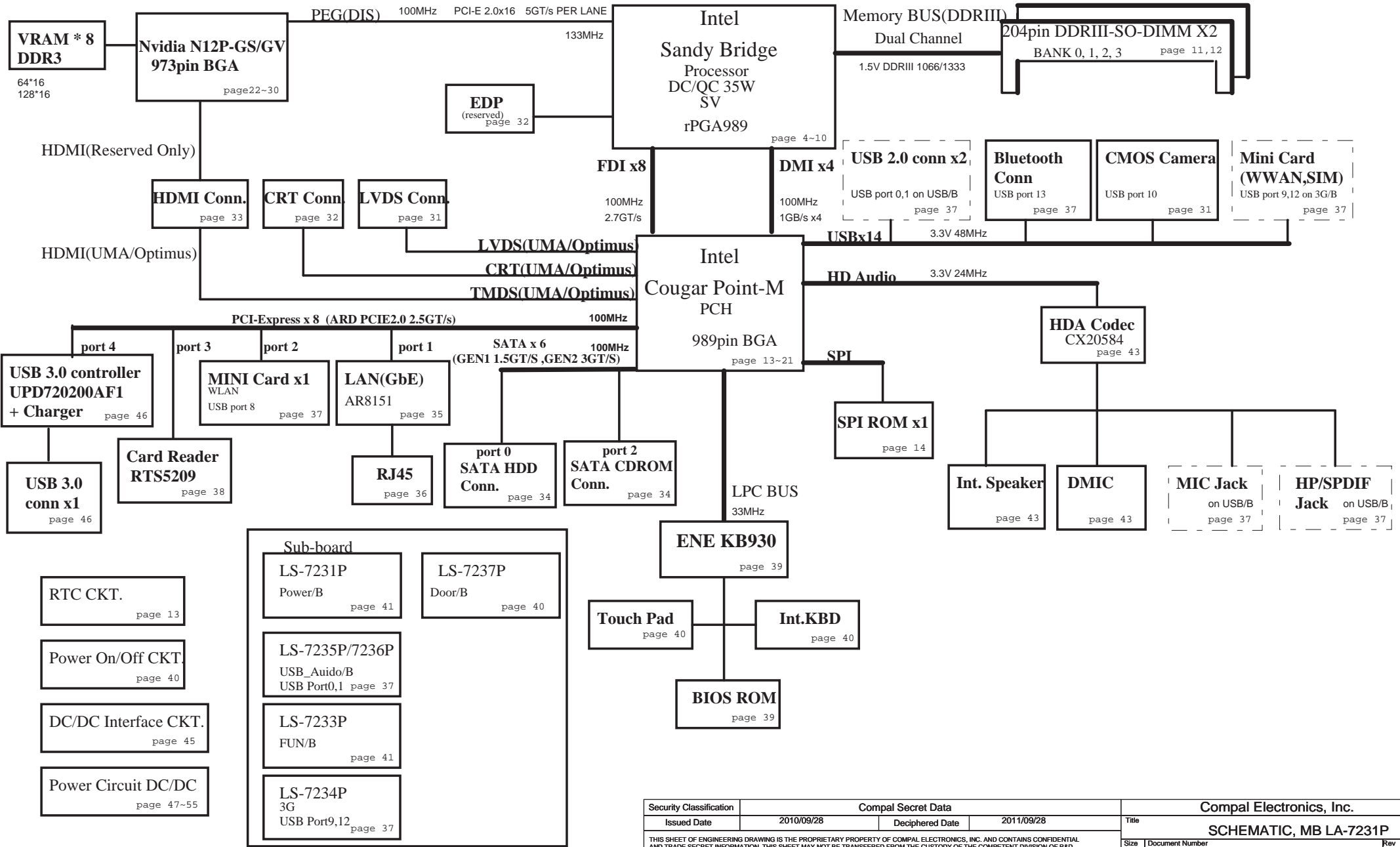
Part Number	Description
DC30100DS00	DC IN CABLE_65W

P4LJ0_DCIN_CABLE_65W
65W@

Security Classification	Compal Secret Data		Compal Electronics, Inc.			
Issued Date	2010/09/28	Deciphered Date	2011/09/28	Title	SCHEMATIC, MB LA-7231P	
THIS SHEET OF ENGINEERING DRAWING IS THE PROPRIETARY PROPERTY OF COMPAL ELECTRONICS, INC. AND CONTAINS CONFIDENTIAL AND TRADE SECRET INFORMATION. THIS SHEET MAY NOT BE TRANSFERRED FROM THE CUSTODY OF THE COMPETENT DIVISION OF R&D DEPARTMENT EXCEPT AS AUTHORIZED BY COMPAL ELECTRONICS, INC. NEITHER THIS SHEET NOR THE INFORMATION IT CONTAINS MAY BE USED BY OR DISCLOSED TO ANY THIRD PARTY WITHOUT PRIOR WRITTEN CONSENT OF COMPAL ELECTRONICS, INC.				Size	Document Number	Rev
				Custom	4019BL	B
				Date:	Friday, March 04, 2011	Sheet 1 of 57

P4LJ0 Block Diagram

Fan Control
page 38



Security Classification	Compal Secret Data		Compal Electronics, Inc.	
Issued Date	2010/09/28	Deciphered Date	2011/09/28	Title
THIS SHEET OF ENGINEERING DRAWING IS THE PROPRIETARY PROPERTY OF COMPAL ELECTRONICS, INC. AND CONTAINS CONFIDENTIAL AND TRADE SECRET INFORMATION. THIS SHEET MAY NOT BE TRANSFERRED FROM THE CUSTODY OF THE COMPETENT DIVISION OF R&D DEPARTMENT EXCEPT AS AUTHORIZED BY COMPAL ELECTRONICS, INC. NEITHER THIS SHEET NOR THE INFORMATION IT CONTAINS MAY BE USED BY OR DISCLOSED TO ANY THIRD PARTY WITHOUT PRIOR WRITTEN CONSENT OF COMPAL ELECTRONICS, INC.				Size Custom Document Number 4019BL Date: Friday, March 04, 2011
			Sheet 2 of 57	Rev B

Voltage Rails

Power Plane	Description	S1	S3	S5
VIN	Adapter power supply (19V)	N/A	N/A	N/A
BATT+	Battery power supply (12.6V)	N/A	N/A	N/A
B+	AC or battery power rail for power circuit.	N/A	N/A	N/A
+CPU_CORE	Core voltage for CPU	ON	OFF	OFF
+VGA_CORE	Core voltage for GPU	ON	OFF	OFF
+VGF_X_CORE	Core voltage for UMA graphic	ON	OFF	OFF
+0.75VS	+0.75VP to +0.75VS switched power rail for DDR terminator	ON	OFF	OFF
+1.05VSDGPU	+1.05VSDGPU power rail for GPU	ON	OFF	OFF
+1.05VS_VCCP	+1.05VS_VCCPP to +1.05VS_VCCP switched power rail for CPU	ON	OFF	OFF
+1.05VS_PCH	+1.05VS_VCCP to +1.05VS_PCH power for PCH	ON	OFF	OFF
+1.5V	+1.5VP to +1.5V power rail for DDRIII	ON	ON	OFF
+1.5VS	+1.5V to +1.5VS switched power rail	ON	OFF	OFF
+1.5VSDGPU	+1.5VS to +1.5VSDGPU switched power rail for GPU	ON	OFF	OFF
+1.8VS	(+5VALW or +3VALW) to 1.8V switched power rail to PCH & GPU	ON	OFF	OFF
+3VALW	+3VALW always on power rail	ON	ON	ON*
+3VALW_EC	+3VALW always to KBC	ON	ON	ON*
+3V_LAN	+3VALW to +3V_LAN power rail for LAN	ON	ON	ON*
+3VALW_PCH	+3VALW to +3VALW_PCH power rail for PCH (Short Jumper)	ON	ON	ON*
+3VS	+3VALW to +3VS power rail	ON	OFF	OFF
+5VALW	+5VALWP to +5VALW power rail	ON	ON	ON*
+5VALW_PCH	+5VALW to +5VALW_PCH power rail for PCH (Short resistor)	ON	ON	ON*
+5VS	+5VALW to +5VS switched power rail	ON	OFF	OFF
+VSB	+VSBP to +VSB always on power rail for sequence control	ON	ON	ON*
+RTC_VCC	RTC power	ON	ON	ON

Note : ON* means that this power plane is ON only with AC power available, otherwise it is OFF.

EC SM Bus1 address

Device	Address	Device	Address
Smart Battery	0001 011X b		

EC SM Bus2 address

PCH SM Bus address

Device	Address
Clock Generator (9LVS3199AKLFT, RTM890N-631-VB-GRT)	1101 0010b
DDR DIMM0	1001 000Xb
DDR DIMM2	1001 010Xb

STATE	SIGNAL	SLP_S1#	SLP_S3#	SLP_S4#	SLP_S5#	+VALW	+V	+VS	Clock
Full ON		HIGH	HIGH	HIGH	HIGH	ON	ON	ON	ON
S1 (Power On Suspend)		LOW	HIGH	HIGH	HIGH	ON	ON	ON	LOW
S3 (Suspend to RAM)		LOW	LOW	HIGH	HIGH	ON	ON	OFF	OFF
S4 (Suspend to Disk)		LOW	LOW	LOW	HIGH	ON	OFF	OFF	OFF
S5 (Soft OFF)		LOW	LOW	LOW	LOW	ON	OFF	OFF	OFF

Board ID/ Project ID Table for AD channel

Vcc	3.3V +/- 5%			
Ra/Rc/Re	100K +/- 5%			
Board ID	Rb / Rd / Rf	V _{AD_BID} min	V _{AD_BID} typ	V _{AD_BID} max
0	0	0 V	0 V	0 V
1	8.2K +/- 5%	0.216 V	0.250 V	0.289 V
2	18K +/- 5%	0.436 V	0.503 V	0.538 V
3	33K +/- 5%	0.712 V	0.819 V	0.875 V
4	56K +/- 5%	1.036 V	1.185 V	1.264 V
5	100K +/- 5%	1.453 V	1.650 V	1.759 V
6	200K +/- 5%	1.935 V	2.200 V	2.341 V
7	NC	2.500 V	3.300 V	3.300 V

BOARD ID Table

Board ID	PCB Revision
0	0.1
1	0.2
2	0.3
3	1.0
4	
5	
6	
7	

BTO Option Table

BTO Item	BOM Structure
UMA Only	UMAO@
N12P-GS	GS@
N12P-GV	GV@
Discrete(OPTIMUS)	OPT@
VRAM	X76@
Blue Tooth	BT@
AR8151	8151@
Connector	CONN@
Unpop	@

Project ID Table

Project ID	Project Name
0	P3LJ0
1	P4LJ0
2	P5LJ0
3	P3LS0
4	P4LS0
5	P5LS0
6	
7	

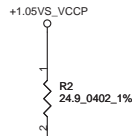
USB Port Table

USB 2.0	USB 1.1	Port	3 External USB Port
EHCI1	UHCI0	0	USB/B (Right Side)
		1	USB/B (Right Side)
	UHCI1	2	
		3	
	UHCI2	4	
		5	
EHCI2	UHCI3	6	
		7	
	UHCI4	8	Mini Card(WLAN)
		9	Mini Card(WWAN)
	UHCI5	10	Camera
		11	
		12	SIM Card
UHCI6	13	Blue Tooth	


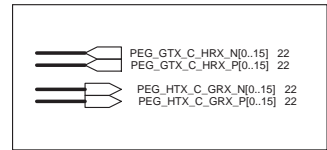
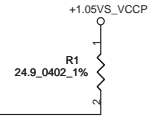
Security Classification	Compal Secret Data		Compal Electronics, Inc.	
Issued Date	2010/09/28	Deciphered Date	2011/09/28	Title
THIS SHEET OF ENGINEERING DRAWING IS THE PROPRIETARY PROPERTY OF COMPAL ELECTRONICS, INC. AND CONTAINS CONFIDENTIAL AND TRADE SECRET INFORMATION. THIS SHEET MAY NOT BE TRANSFERRED FROM THE CUSTODY OF THE COMPETENT DIVISION OF R&D DEPARTMENT EXCEPT AS AUTHORIZED BY COMPAL ELECTRONICS, INC. NEITHER THIS SHEET NOR THE INFORMATION IT CONTAINS MAY BE USED BY OR DISCLOSED TO ANY THIRD PARTY WITHOUT PRIOR WRITTEN CONSENT OF COMPAL ELECTRONICS, INC.				Size Custom
				Document Number 4019BL
				Rev B
				Date: Friday, March 04, 2011
				Sheet 3 of 57

SCHEMATIC, MB LA-7231 P

eDP_COMPPIO and ICOMPO signals should be shorted near balls and routed with typical impedance <25 mohms



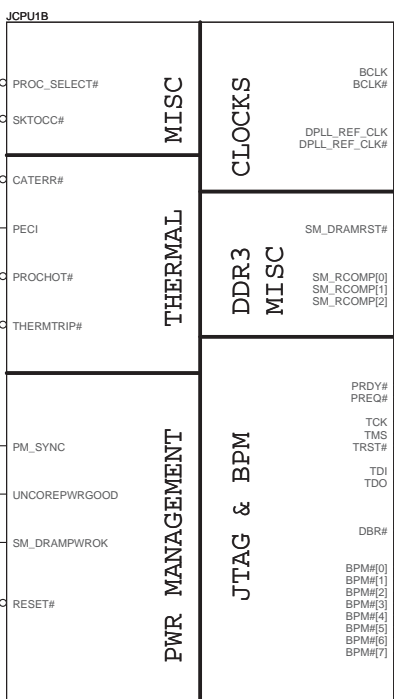
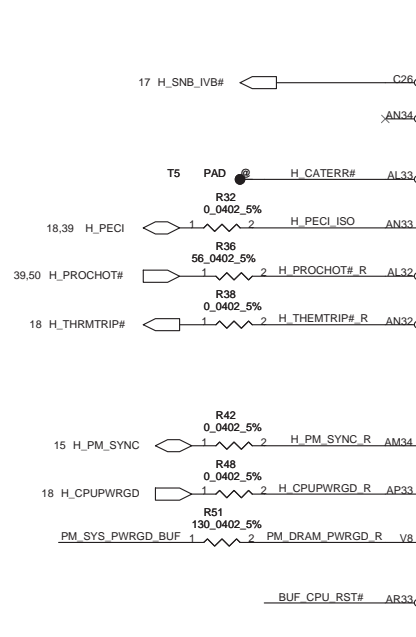
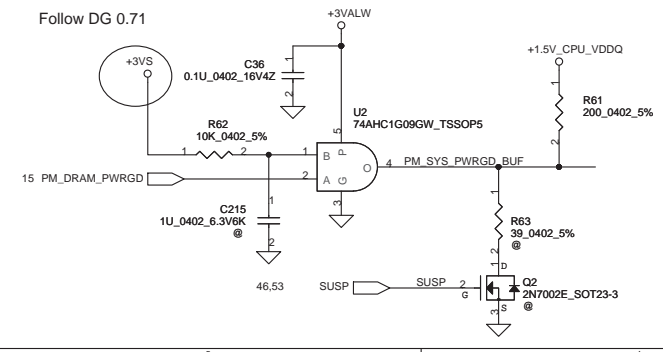
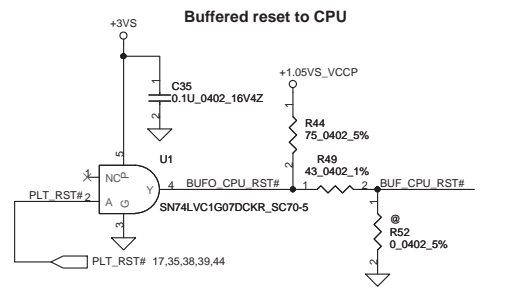
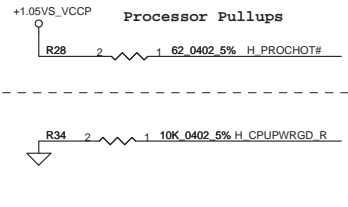
PEG_ICOMPI and RCOMPO signals should be shorted and routed with - max length = 500 mils - typical impedance = 43 mohms
 PEG_ICOMPO signals should be routed with - max length = 500 mils - typical impedance = 14.5 mohms



SUYIN_100361HK988_SANDY BRIDGE
 CONN@

Typ- suggest 220nF. The change in AC capacitor value from 100nF to 220nF is to enable compatibility with future platforms having PCIe Gen3 (8GT/s)

Security Classification		Compal Secret Data		Compal Electronics, Inc.	
Issued Date	2010/09/28	Deciphered Date	2011/09/28	Title	
THIS SHEET OF ENGINEERING DRAWING IS THE PROPRIETARY PROPERTY OF COMPAL ELECTRONICS, INC. AND CONTAINS CONFIDENTIAL AND TRADE SECRET INFORMATION. THIS SHEET MAY NOT BE TRANSFERRED FROM THE CUSTODY OF THE COMPETENT DIVISION OF R&D DEPARTMENT EXCEPT AS AUTHORIZED BY COMPAL ELECTRONICS, INC. NEITHER THIS SHEET NOR THE INFORMATION IT CONTAINS MAY BE USED BY OR DISCLOSED TO ANY THIRD PARTY WITHOUT PRIOR WRITTEN CONSENT OF COMPAL ELECTRONICS, INC.				Size	Document Number
Date:	Friday, March 04, 2011	Sheet	4	of	57
				Rev	B




SUVIN_100361HK988_SANDY BRIDGE
CONN@

For eDP

CLK_CPU_DPLL# R25 1 FDP@ 2 0.0402 5% CLK_CPU_DPLL 14
 CLK_CPU_DPLL# R26 1 FDP@ 2 0.0402 5% CLK_CPU_DPLL# 14

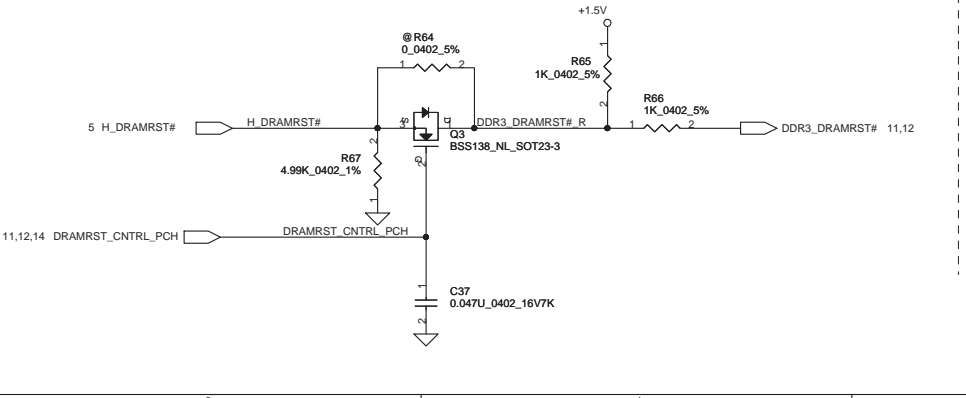
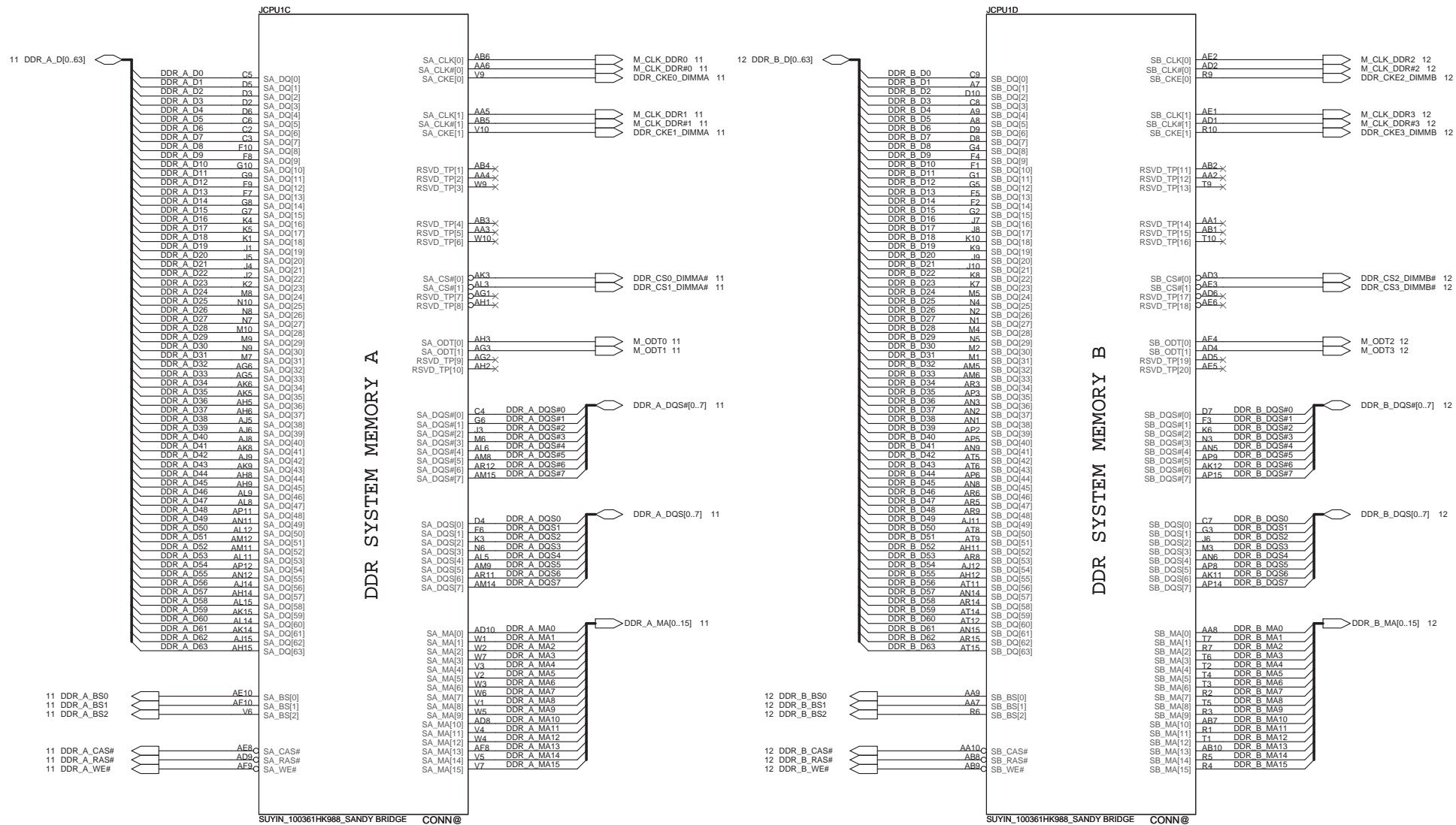
If support EDP
 1. Mount R25, R26
 2. Remove R30, R31



Security Classification	Compal Secret Data	
Issued Date	2010/09/28	Deciphered Date
		2011/09/28

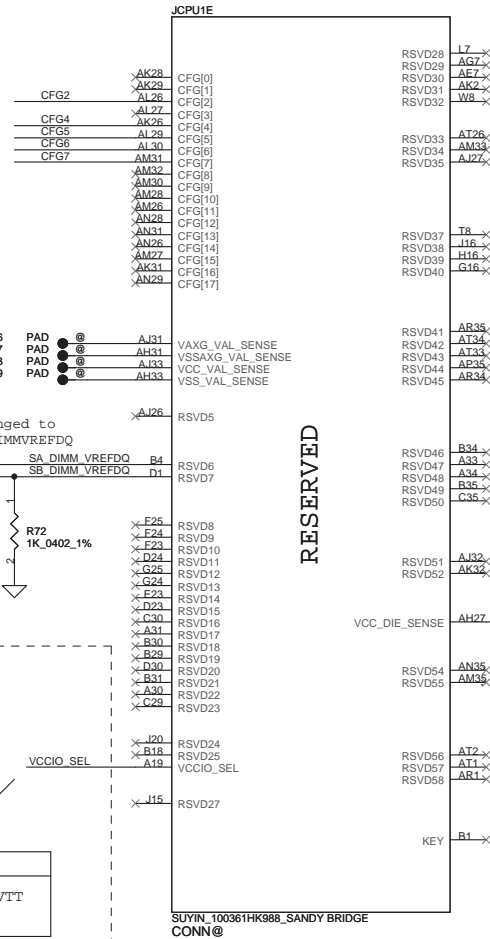
THIS SHEET OF ENGINEERING DRAWING IS THE PROPRIETARY PROPERTY OF COMPAL ELECTRONICS, INC. AND CONTAINS CONFIDENTIAL AND TRADE SECRET INFORMATION. THIS SHEET MAY NOT BE TRANSFERRED FROM THE CUSTODY OF THE COMPETENT DIVISION OF R&D DEPARTMENT EXCEPT AS AUTHORIZED BY COMPAL ELECTRONICS, INC. NEITHER THIS SHEET NOR THE INFORMATION IT CONTAINS MAY BE USED BY OR DISCLOSED TO ANY THIRD PARTY WITHOUT PRIOR WRITTEN CONSENT OF COMPAL ELECTRONICS, INC.

Compal Electronics, Inc.		
Title		
SCHEMATIC, MB LA-7231P		
Size	Document Number	Rev
Custom	4019BL	B
Date:	Friday, March 04, 2011	Sheet 5 of 57




Security Classification		Compal Secret Data		Compal Electronics, Inc.	
Issued Date	2010/09/28	Deciphered Date	2011/09/28	Title	
THIS SHEET OF ENGINEERING DRAWING IS THE PROPRIETARY PROPERTY OF COMPAL ELECTRONICS, INC. AND CONTAINS CONFIDENTIAL AND TRADE SECRET INFORMATION. THIS SHEET MAY NOT BE TRANSFERRED FROM THE CUSTODY OF THE COMPETENT DIVISION OF R&D DEPARTMENT EXCEPT AS AUTHORIZED BY COMPAL ELECTRONICS, INC. NEITHER THIS SHEET NOR THE INFORMATION IT CONTAINS MAY BE USED BY OR DISCLOSED TO ANY THIRD PARTY WITHOUT PRIOR WRITTEN CONSENT OF COMPAL ELECTRONICS, INC.				SCHEMATIC, MB LA-7231P	
Size	Document Number	Rev		B	
4019BL					
Date:	Friday, March 04, 2011	Sheet	6	of 57	

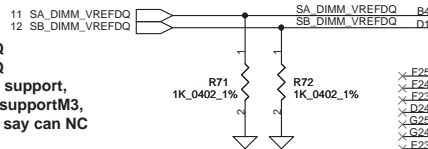
CFG Straps for Processor



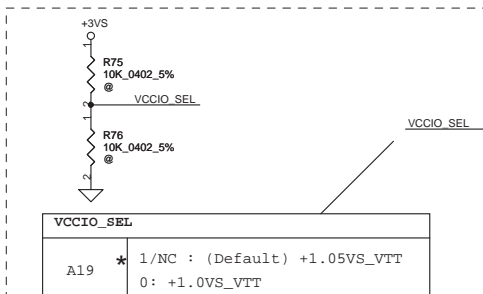
AJ31 change to VAXG_VAL_SENSE
AH31 change to VSSAXG_VAL_SENSE
AJ33 change to VCC_VAL_SENSE
AH33 change to VSS_VAL_SENSE



RSVD6 and RSVD7 had changed to
SA_DIMM_VREFDQ and SB_DIMM_VREFDQ

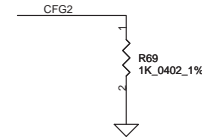


SA_DIMM_VREFDQ
SB_DIMM_VREFDQ
For Future CPU M3 support,
Sandy bridge not supportM3,
Check list1.0&CRB say can NC

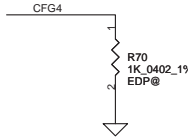


VCCIO_SEL	
A19	* 1/NC : (Default) +1.05VS_VTT
	0: +1.0VS_VTT

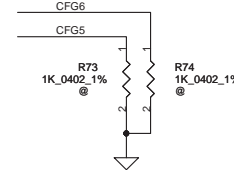
VCCIO_SEL For 2012 CPU support
RSVD26 had changed the name to VCCIO_SEL
Need PH +3VS 10K at +1.05VS_VTT source
for 2012 processor +1.05V and +1.0V select



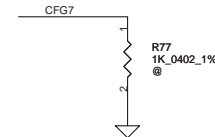
PEG Static Lane Reversal - CFG2 is for the 16x	
CFG2	1: Normal Operation; Lane # definition matches socket pin map definition
	* 0: Lane Reversed



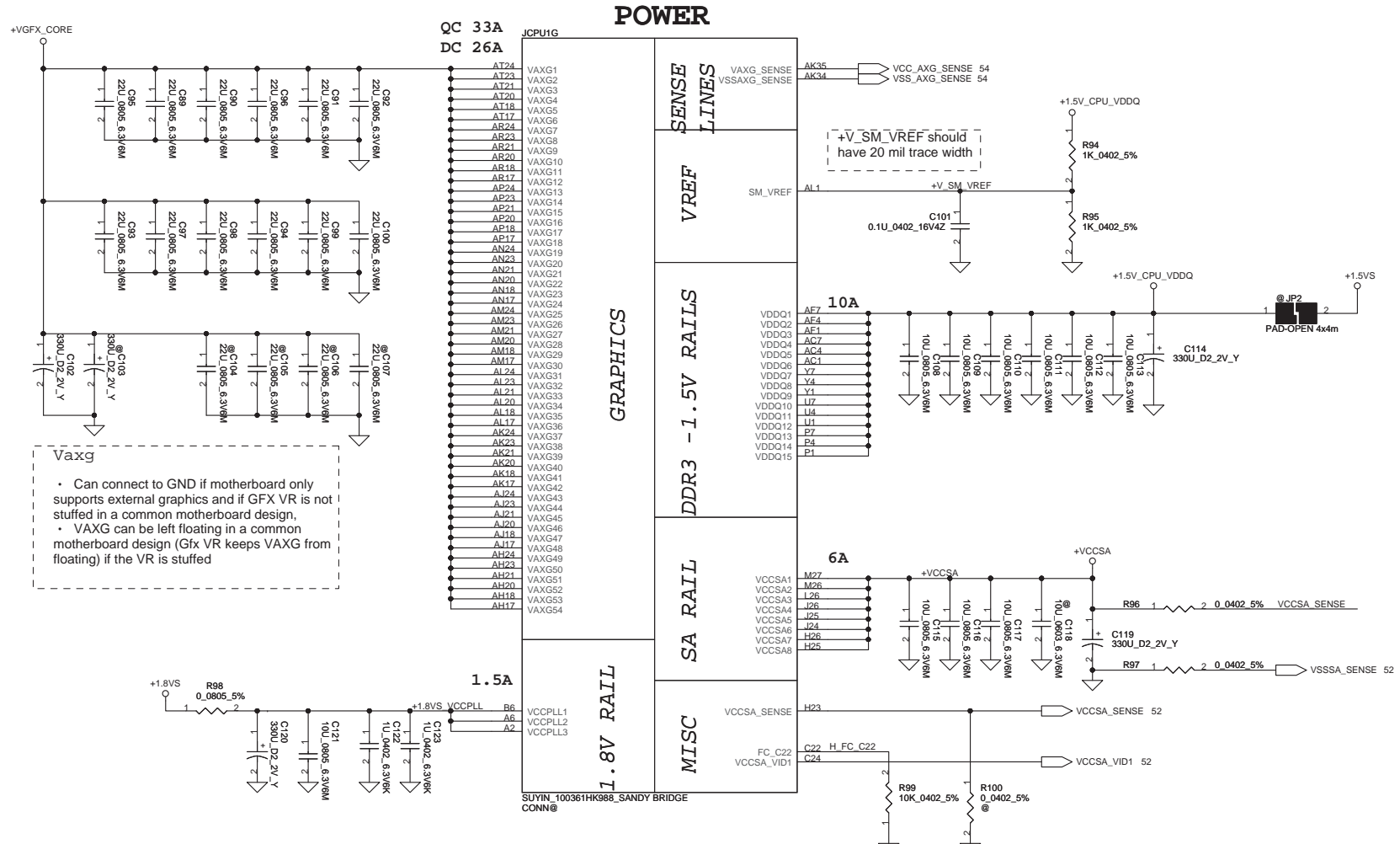
Display Port Presence Strap	
CFG4	1 : Disabled; No Physical Display Port attached to Embedded Display Port
	* 0 : Enabled; An external Display Port device is connected to the Embedded Display Port



PCIe Port Bifurcation Straps	
CFG[6:5]	*11: (Default) x16 - Device 1 functions 1 and 2 disabled
	10: x8, x8 - Device 1 function 1 enabled ; function 2 disabled
	01: Reserved - (Device 1 function 1 disabled ; function 2 enabled)
	00: x8,x4,x4 - Device 1 functions 1 and 2 enabled



PEG DEFER TRAINING	
CFG7	1: (Default) PEG Train immediately following xxRESETB de assertion
	0: PEG Wait for BIOS for training



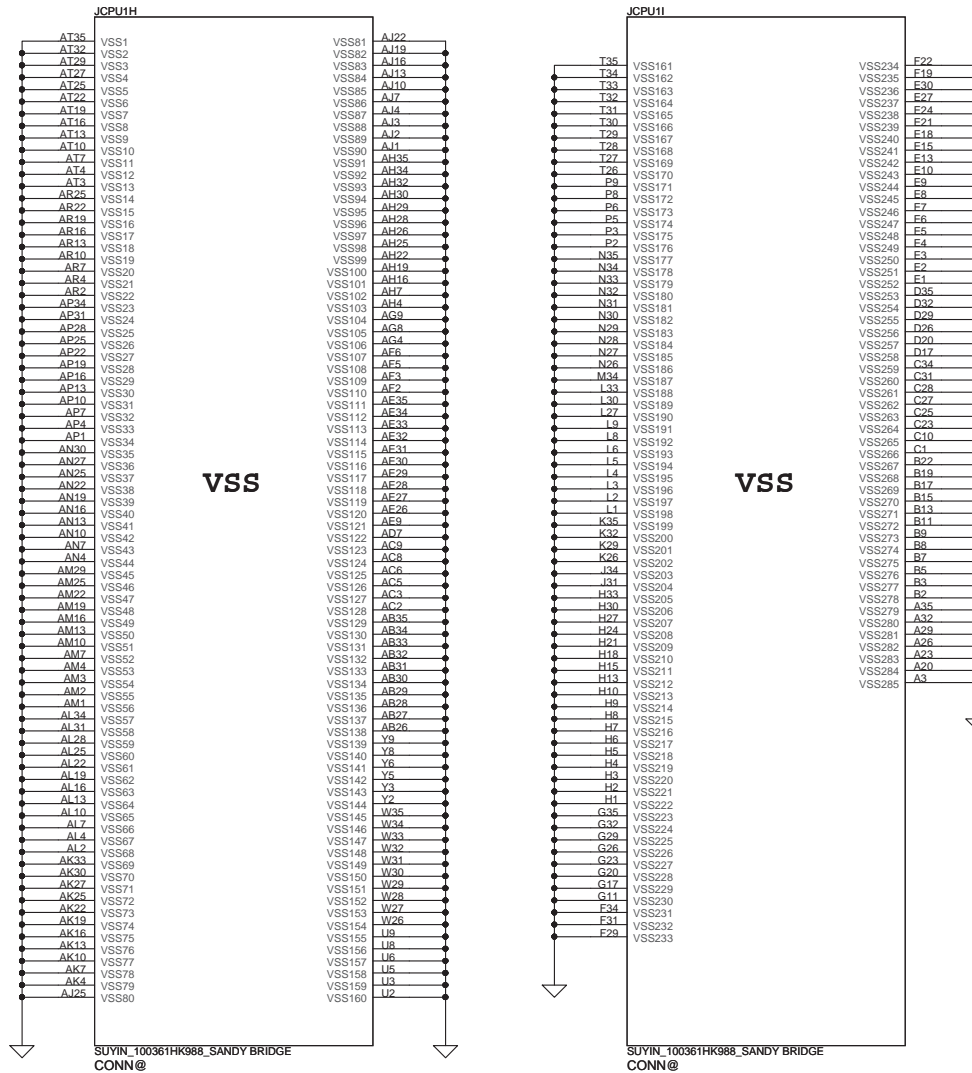
Vaxg

- Can connect to GND if motherboard only supports external graphics and if GFX VR is not stuffed in a common motherboard design,
- VAXG can be left floating in a common motherboard design (Gfx VR keeps VAXG from floating) if the VR is stuffed

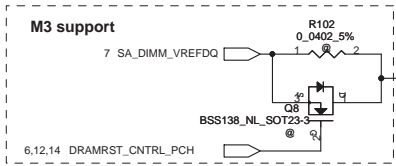
Security Classification	Compal Secret Data	
Issued Date	2010/09/28	Deciphered Date
		2011/09/28
THIS SHEET OF ENGINEERING DRAWING IS THE PROPRIETARY PROPERTY OF COMPAL ELECTRONICS, INC. AND CONTAINS CONFIDENTIAL AND TRADE SECRET INFORMATION. THIS SHEET MAY NOT BE TRANSFERRED FROM THE CUSTODY OF THE COMPETENT DIVISION OF R&D DEPARTMENT EXCEPT AS AUTHORIZED BY COMPAL ELECTRONICS, INC. NEITHER THIS SHEET NOR THE INFORMATION IT CONTAINS MAY BE USED BY OR DISCLOSED TO ANY THIRD PARTY WITHOUT PRIOR WRITTEN CONSENT OF COMPAL ELECTRONICS, INC.		

Compal Electronics, Inc.	
Title	SCHEMATIC, MB LA-7231P
Size	Custom
Document Number	4019BL
Date:	Friday, March 04, 2011
Sheet	9 of 57

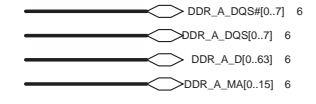

SUYIN_100361HK988_SANDY BRIDGE CONN@



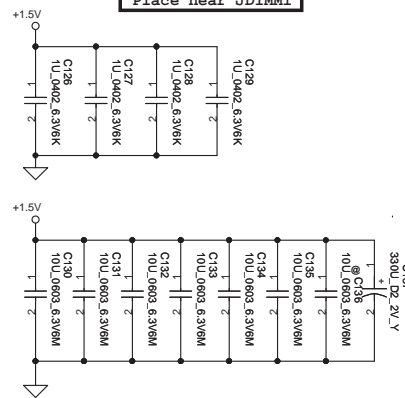
Security Classification		Compal Secret Data		Compal Electronics, Inc.	
Issued Date	2010/09/28	Deciphered Date	2011/09/28	Title	SCHEMATIC, MB LA-7231P
THIS SHEET OF ENGINEERING DRAWING IS THE PROPRIETARY PROPERTY OF COMPAL ELECTRONICS, INC. AND CONTAINS CONFIDENTIAL AND TRADE SECRET INFORMATION. THIS SHEET MAY NOT BE TRANSFERRED FROM THE CUSTODY OF THE COMPETENT DIVISION OF R&D DEPARTMENT EXCEPT AS AUTHORIZED BY COMPAL ELECTRONICS, INC. NEITHER THIS SHEET NOR THE INFORMATION IT CONTAINS MAY BE USED BY OR DISCLOSED TO ANY THIRD PARTY WITHOUT PRIOR WRITTEN CONSENT OF COMPAL ELECTRONICS, INC.				Size Custom	Document Number 4019BL
Date:	Friday, March 04, 2011	Sheet	10	of	57
				Rev	B



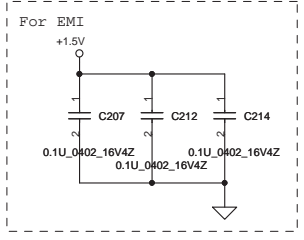
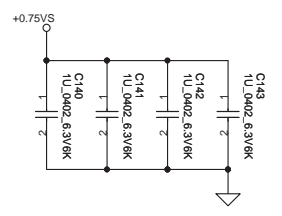
All VREF traces should have 10 mil trace width



Layout Note:
Place near JDIMM1



Layout Note:
Place near JDIMM1.203,204

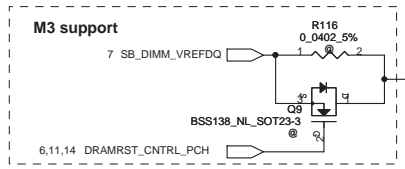


<Address: 00>
DIMM_A Reverse H:8mm

Security Classification	Compal Secret Data	
Issued Date	2010/09/28	Deciphered Date
		2011/09/28

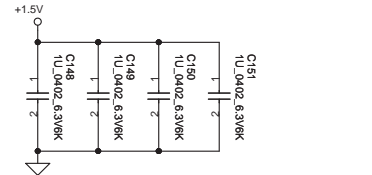
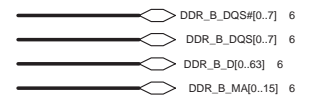

THIS SHEET OF ENGINEERING DRAWING IS THE PROPRIETARY PROPERTY OF COMPAL ELECTRONICS, INC. AND CONTAINS CONFIDENTIAL AND TRADE SECRET INFORMATION. THIS SHEET MAY NOT BE TRANSFERRED FROM THE CUSTODY OF THE COMPETENT DIVISION OF R&D DEPARTMENT EXCEPT AS AUTHORIZED BY COMPAL ELECTRONICS, INC. NEITHER THIS SHEET NOR THE INFORMATION IT CONTAINS MAY BE USED BY OR DISCLOSED TO ANY THIRD PARTY WITHOUT PRIOR WRITTEN CONSENT OF COMPAL ELECTRONICS, INC.

Compal Electronics, Inc.	
SCHEMATIC, MB LA-7231P	
Title	Document Number
Size	4019BL
Customer	
Date:	Friday, March 04, 2011
Sheet	11 of 57
Rev	B

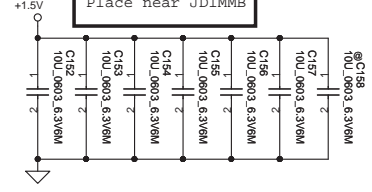


All VREF traces should have 10 mil trace width

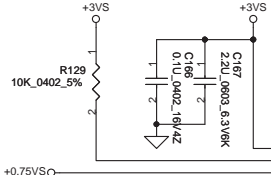
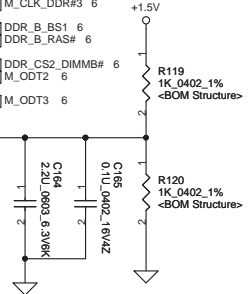
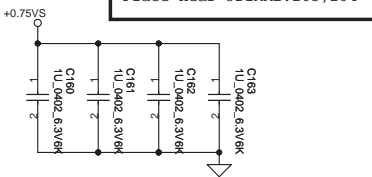
<Address: 01>
DIMM_B Reverse type H:4mm



Layout Note:
Place near JDIMMB



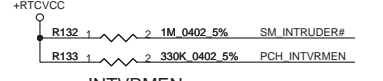
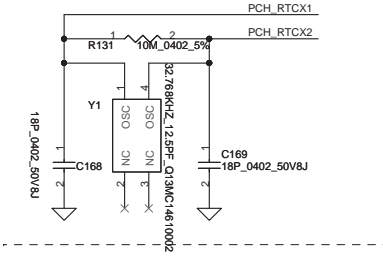
Layout Note:
Place near JDIMMB.203,204



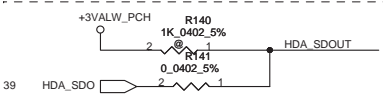
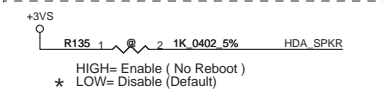
Security Classification	Compal Secret Data	
Issued Date	2010/09/28	Deciphered Date
		2011/09/28

THIS SHEET OF ENGINEERING DRAWING IS THE PROPRIETARY PROPERTY OF COMPAL ELECTRONICS, INC. AND CONTAINS CONFIDENTIAL AND TRADE SECRET INFORMATION. THIS INFORMATION MAY NOT BE TRANSFERRED FROM THE CUSTODY OF THE COMPETENT DIVISION OF R&D DEPARTMENT EXCEPT AS AUTHORIZED BY COMPAL ELECTRONICS, INC. NEITHER THIS SHEET NOR THE INFORMATION IT CONTAINS MAY BE USED BY OR DISCLOSED TO ANY THIRD PARTY WITHOUT PRIOR WRITTEN CONSENT OF COMPAL ELECTRONICS, INC.

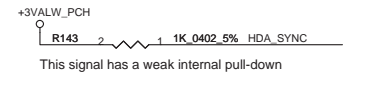
Compal Electronics, Inc.		
Title SCHEMATIC, MB LA-7231P		
Size	Document Number	Rev
Customer	4019BL	B
Date:	Friday, March 04, 2011	Sheet 12 of 57



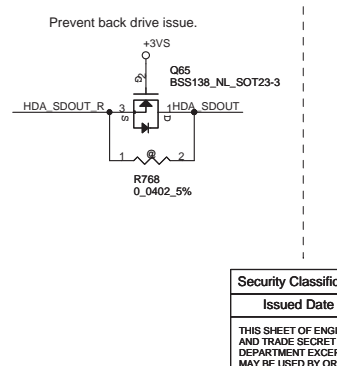
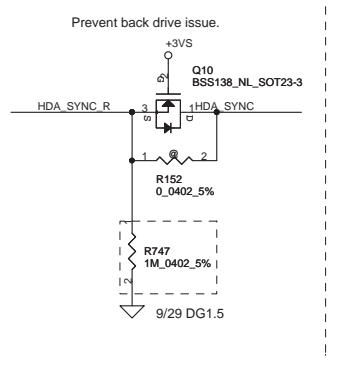
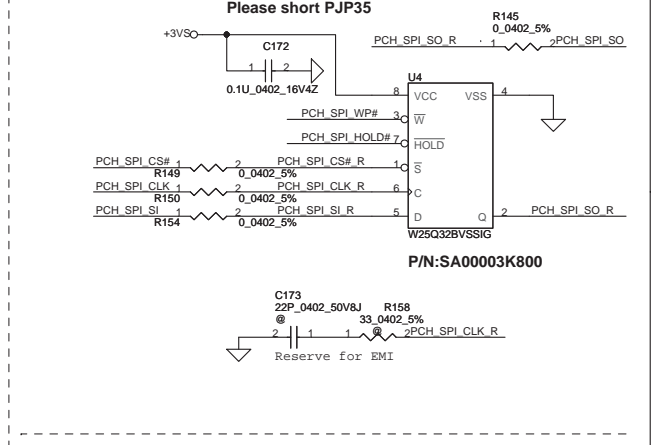
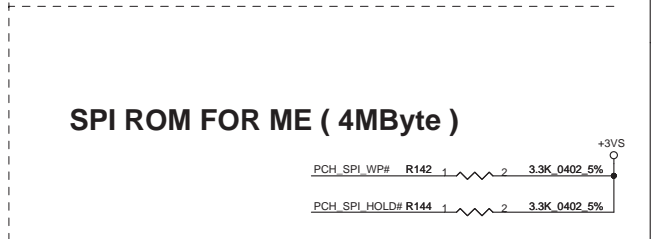
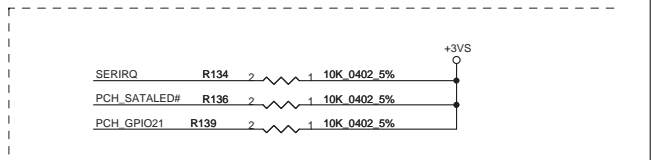
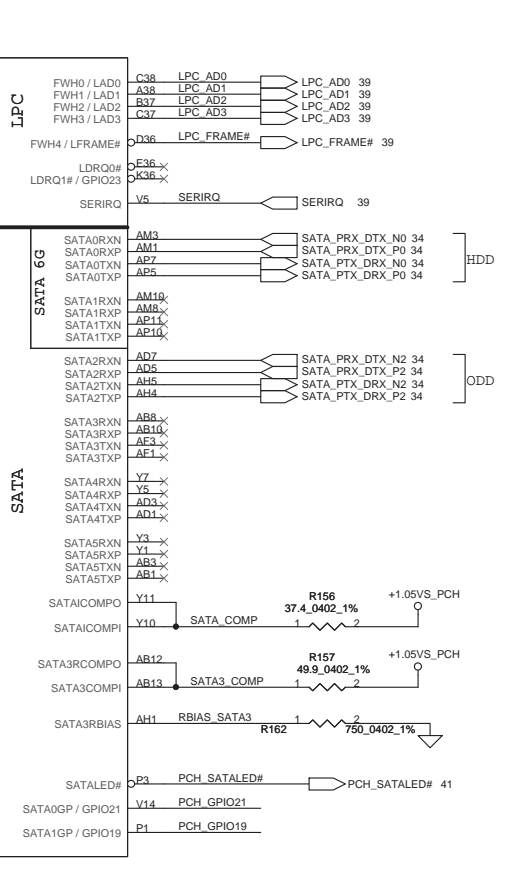
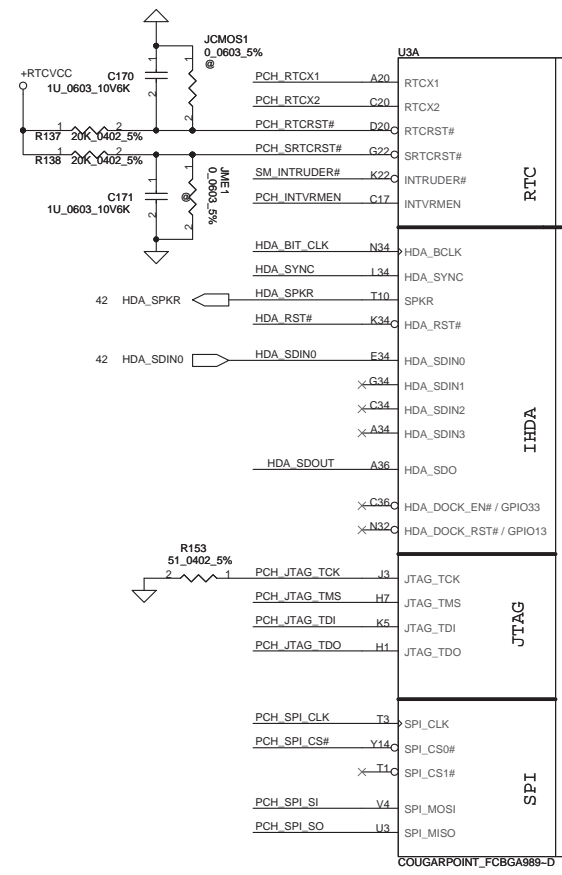
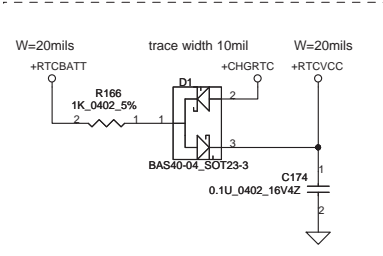
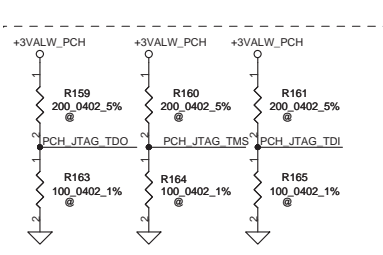
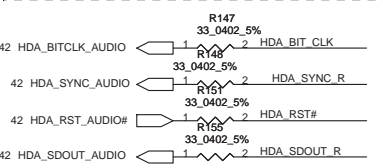
INTVRMEN
 * H : Integrated VRM enable
 L : Integrated VRM disable
 (INTVRMEN should always be pull high.)



HDA_SDO
 ME debug mode this signal has a weak internal PD
 * Low = Disabled (Default)
 High = Enabled [Flash Descriptor Security Override]



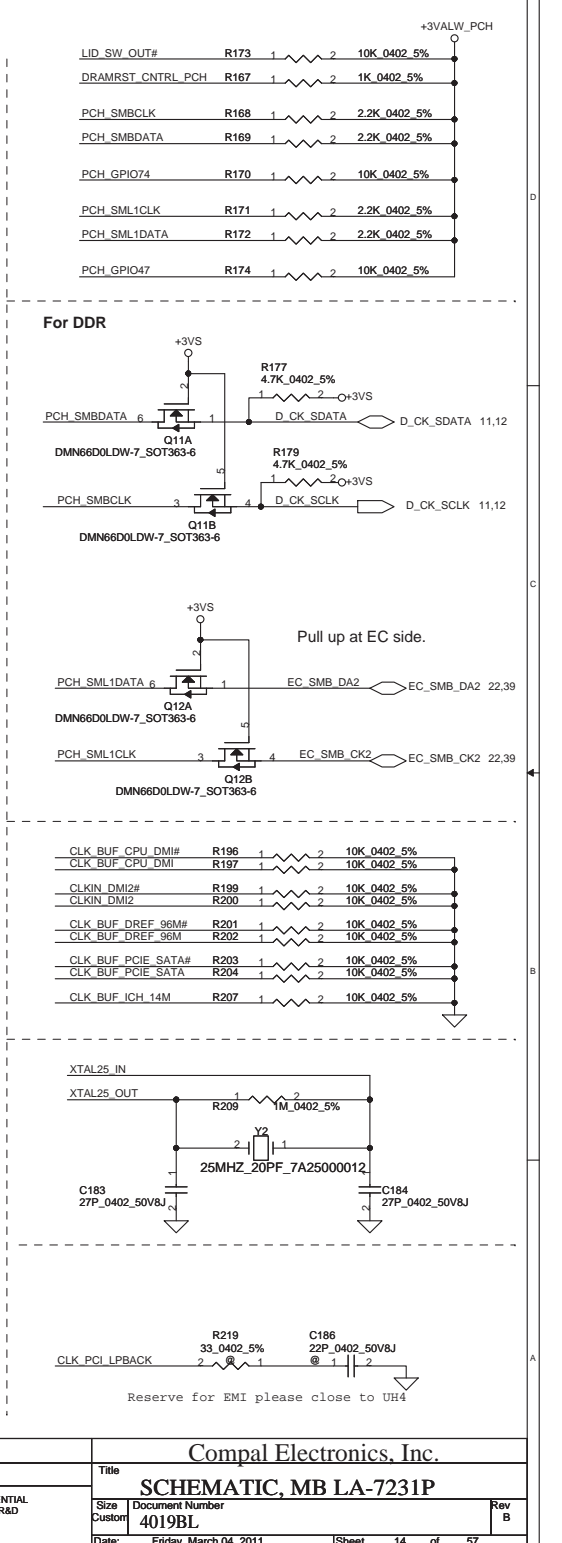
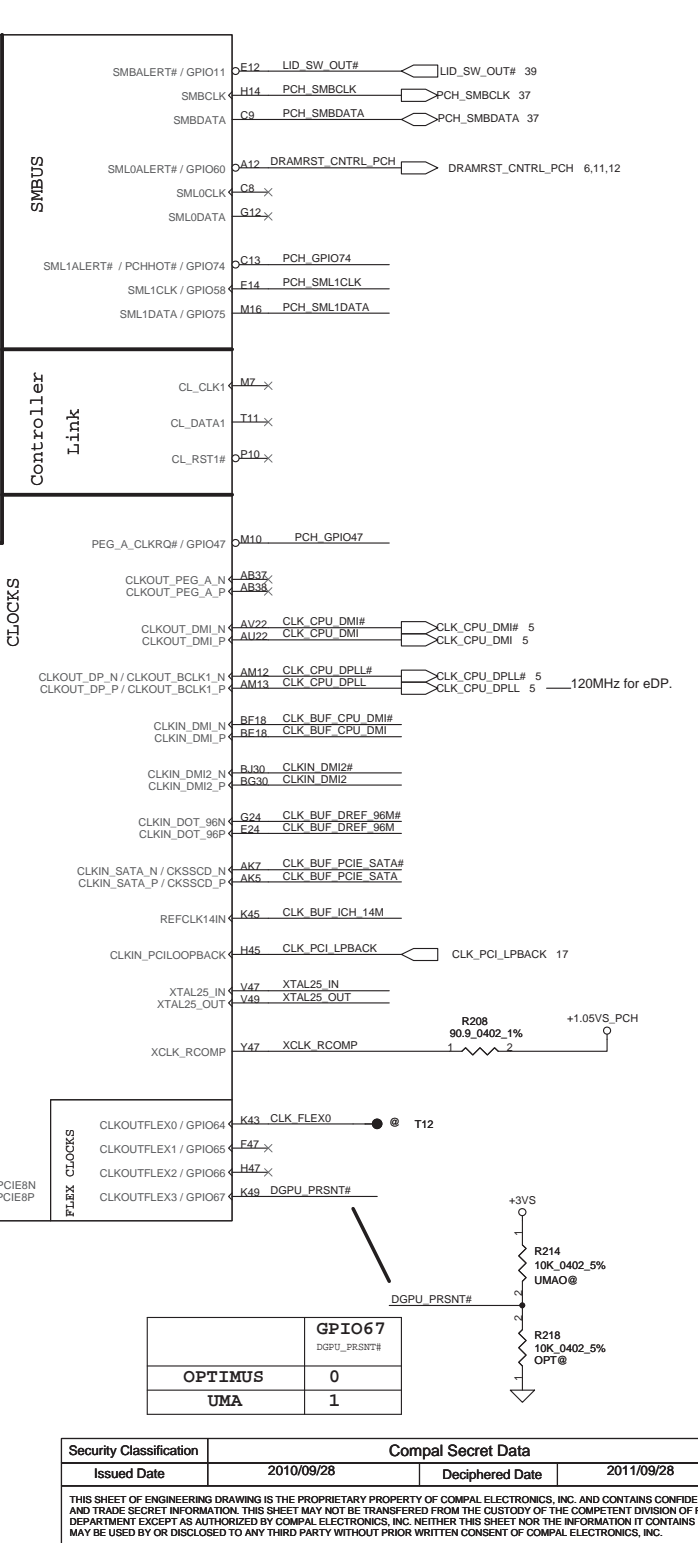
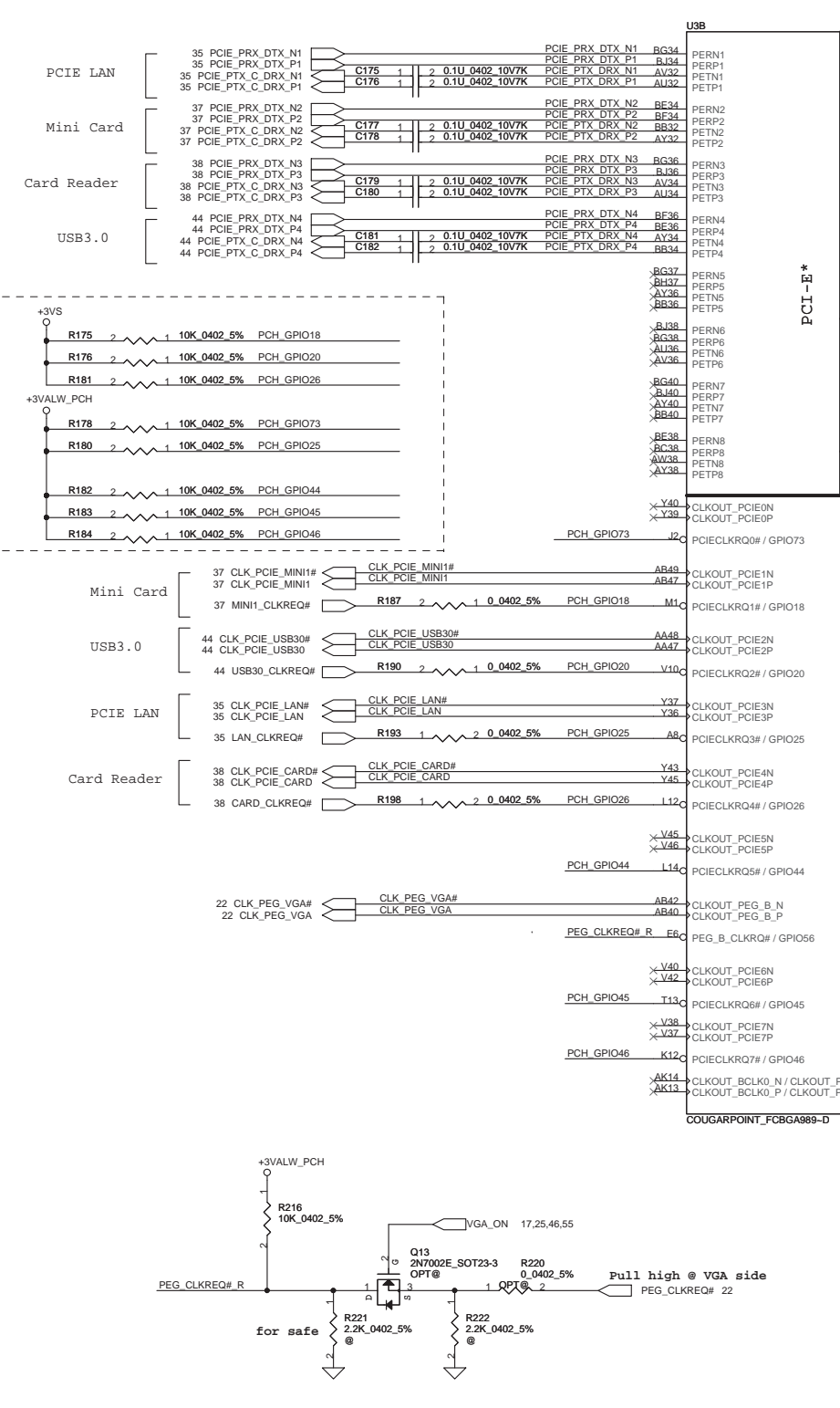
This signal has a weak internal pull-down
 * On Die PLL VR Select is supplied by 1.5V when sampled high 1.8V when sampled low
 Needs to be pulled High for Huron River platform



Security Classification	Compal Secret Data	
Issued Date	2010/09/28	Deciphered Date
		2011/09/28

THIS SHEET OF ENGINEERING DRAWING IS THE PROPRIETARY PROPERTY OF COMPAL ELECTRONICS, INC. AND CONTAINS CONFIDENTIAL AND TRADE SECRET INFORMATION. THIS SHEET MAY NOT BE TRANSFERRED FROM THE CUSTODY OF THE COMPETENT DIVISION OF R&D DEPARTMENT EXCEPT AS AUTHORIZED BY COMPAL ELECTRONICS, INC. NEITHER THIS SHEET NOR THE INFORMATION IT CONTAINS MAY BE USED BY OR DISCLOSED TO ANY THIRD PARTY WITHOUT PRIOR WRITTEN CONSENT OF COMPAL ELECTRONICS, INC.

Compal Electronics, Inc.	
SCHEMATIC, MB LA-7231P	
Size	Document Number
Custom	4019BL
Date:	Friday, March 04, 2011
Sheet	13 of 57

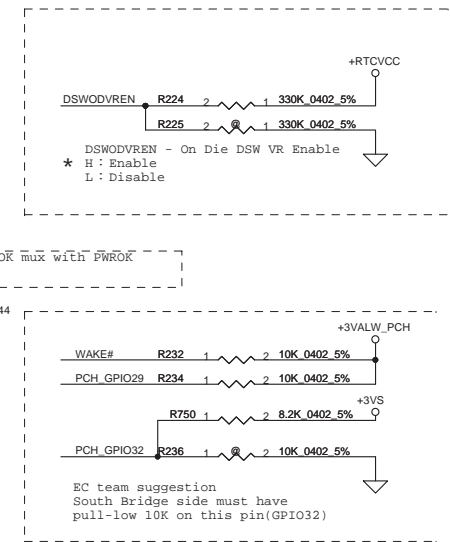
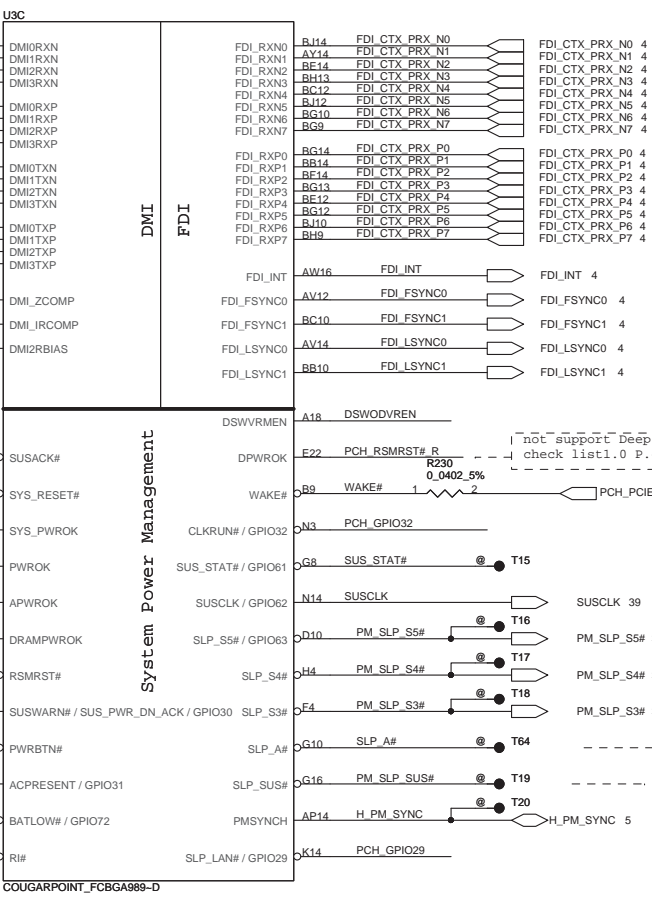
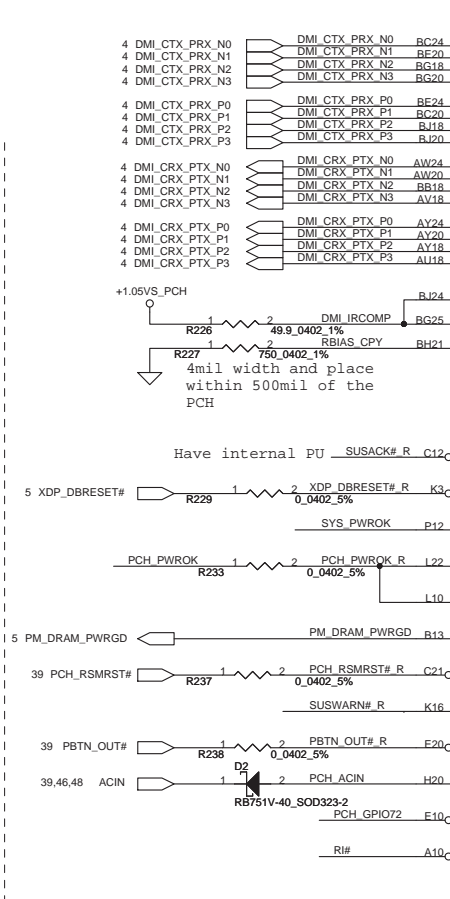
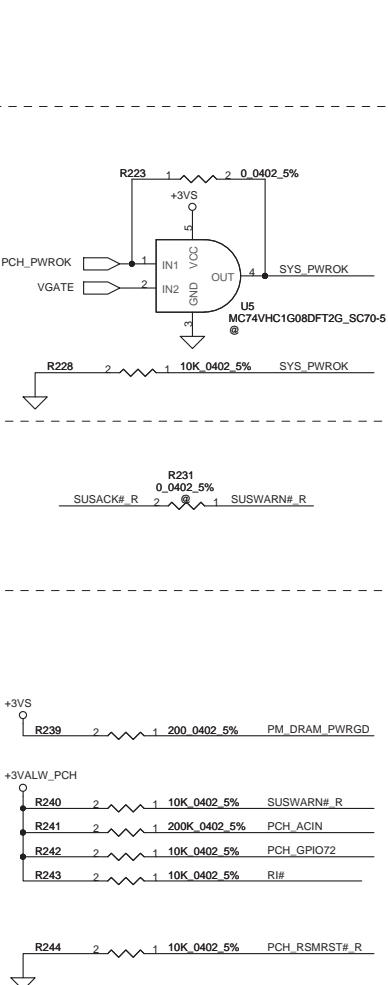


	GPIO67
DGPU_PRSENT#	
OPTIMUS	0
UMA	1

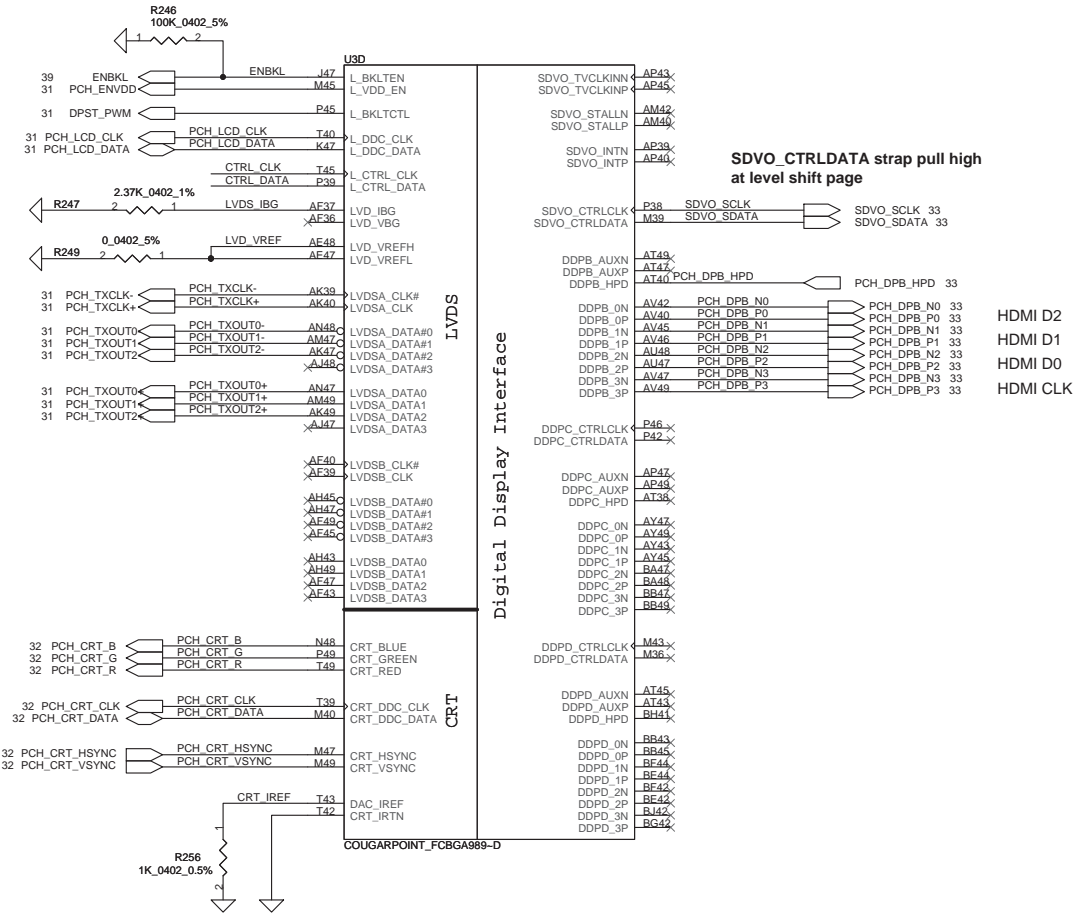
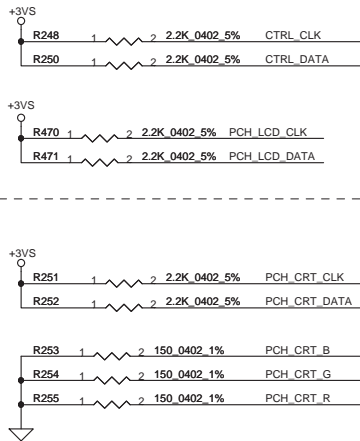
Security Classification	Compal Secret Data	
Issued Date	2010/09/28	Deciphered Date
		2011/09/28

Compal Electronics, Inc.		
Title SCHEMATIC, MB LA-7231P		
Size Customer	Document Number 4019BL	Rev B
Date:	Friday, March 04, 2011	Sheet 14 of 57


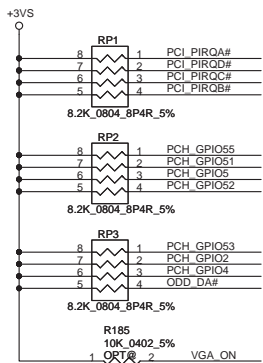
THIS SHEET OF ENGINEERING DRAWING IS THE PROPRIETARY PROPERTY OF COMPAL ELECTRONICS, INC. AND CONTAINS CONFIDENTIAL AND TRADE SECRET INFORMATION. THIS SHEET MAY NOT BE TRANSFERRED FROM THE CUSTODY OF THE COMPETENT DIVISION OF R&D DEPARTMENT EXCEPT AS AUTHORIZED BY COMPAL ELECTRONICS, INC. NEITHER THIS SHEET NOR THE INFORMATION IT CONTAINS MAY BE USED BY OR DISCLOSED TO ANY THIRD PARTY WITHOUT PRIOR WRITTEN CONSENT OF COMPAL ELECTRONICS, INC.



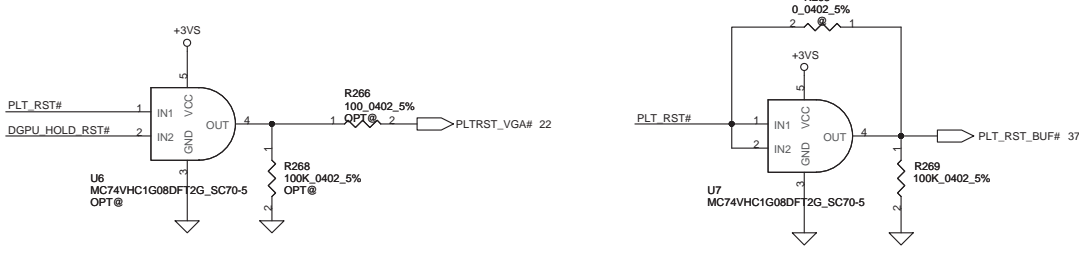
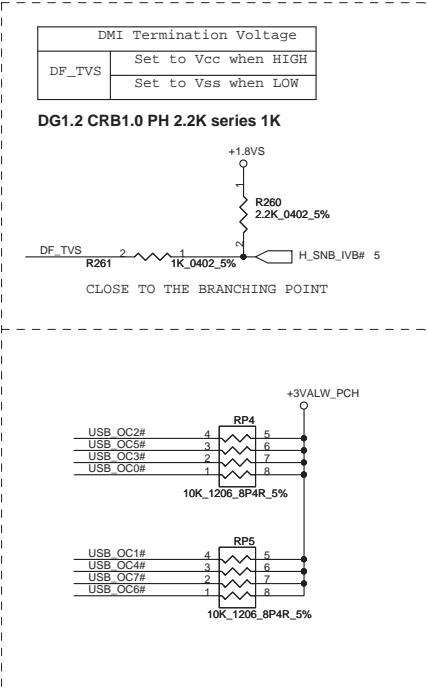
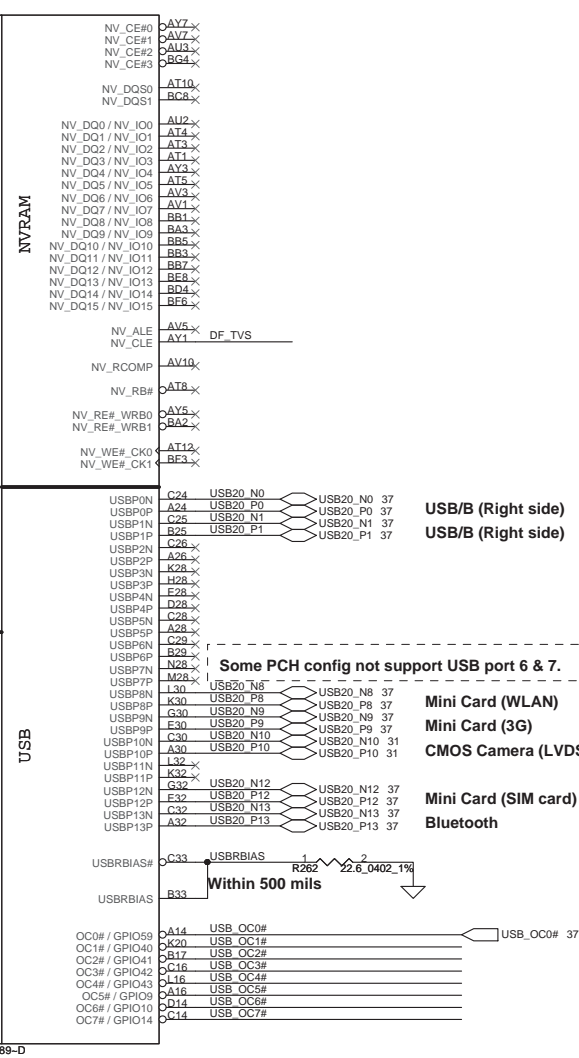
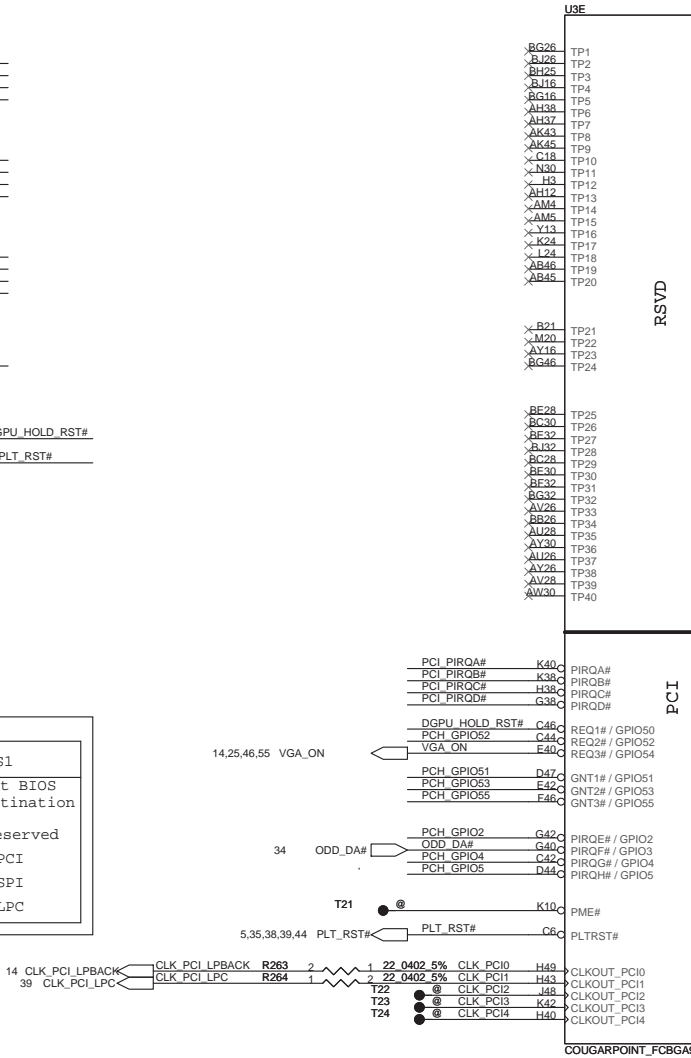
Security Classification		Compal Secret Data		Compal Electronics, Inc.	
Issued Date	2010/09/28	Deciphered Date	2011/09/28	Title	
				SCHEMATIC, MB LA-7231P	
THIS SHEET OF ENGINEERING DRAWING IS THE PROPRIETARY PROPERTY OF COMPAL ELECTRONICS, INC. AND CONTAINS CONFIDENTIAL AND TRADE SECRET INFORMATION. THIS SHEET MAY NOT BE TRANSFERRED FROM THE CUSTODY OF THE COMPETENT DIVISION OF R&D DEPARTMENT EXCEPT AS AUTHORIZED BY COMPAL ELECTRONICS, INC. NEITHER THIS SHEET NOR THE INFORMATION IT CONTAINS MAY BE USED BY OR DISCLOSED TO ANY THIRD PARTY WITHOUT PRIOR WRITTEN CONSENT OF COMPAL ELECTRONICS, INC.				Size Customer 4019BL	Rev B
Date:	Friday, March 04, 2011	Sheet	15	of	57



Security Classification		Compal Secret Data		Compal Electronics, Inc.	
Issued Date	2010/09/28	Deciphered Date	2011/09/28	Title	
THIS SHEET OF ENGINEERING DRAWING IS THE PROPRIETARY PROPERTY OF COMPAL ELECTRONICS, INC. AND CONTAINS CONFIDENTIAL AND TRADE SECRET INFORMATION. THIS SHEET MAY NOT BE TRANSFERRED FROM THE CUSTODY OF THE COMPETENT DIVISION OF R&D DEPARTMENT EXCEPT AS AUTHORIZED BY COMPAL ELECTRONICS, INC. NEITHER THIS SHEET NOR THE INFORMATION IT CONTAINS MAY BE USED BY OR DISCLOSED TO ANY THIRD PARTY WITHOUT PRIOR WRITTEN CONSENT OF COMPAL ELECTRONICS, INC.				SCHEMATIC, MB LA-7231P	
Size	Customer	Document Number	Date	Sheet	Rev
		4019BL	Friday, March 04, 2011	16 of 57	B

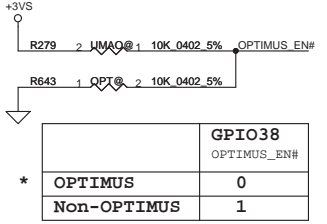


Boot BIOS Strap bit1 BBS1			
		Boot BIOS Destination	
Bit11	Bit10		
0	1	Reserved	
1	0	PCI	
1	1	SPI	
0	0	LPC	

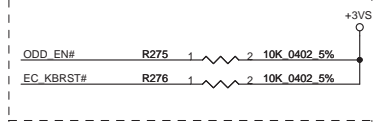


Security Classification	Compal Secret Data		
Issued Date	2010/09/28	Deciphered Date	2011/09/28
THIS SHEET OF ENGINEERING DRAWING IS THE PROPRIETARY PROPERTY OF COMPAL ELECTRONICS, INC. AND CONTAINS CONFIDENTIAL AND TRADE SECRET INFORMATION. THIS SHEET MAY NOT BE TRANSFERRED FROM THE CUSTODY OF THE COMPETENT DIVISION OF R&D DEPARTMENT EXCEPT AS AUTHORIZED BY COMPAL ELECTRONICS, INC. NEITHER THIS SHEET NOR THE INFORMATION IT CONTAINS MAY BE USED BY OR DISCLOSED TO ANY THIRD PARTY WITHOUT PRIOR WRITTEN CONSENT OF COMPAL ELECTRONICS, INC.			

Compal Electronics, Inc.			
Title SCHEMATIC, MB LA-7231P			
Size	Document Number	Rev	
Custom	4019BL	B	
Date:	Friday, March 04, 2011	Sheet	17 of 57

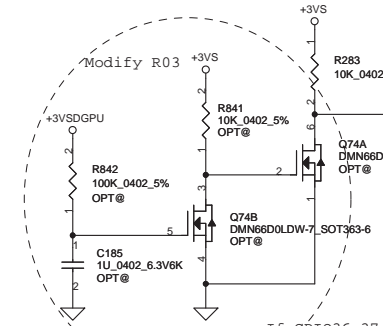
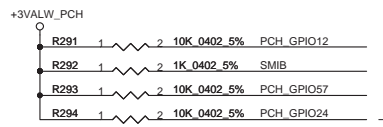
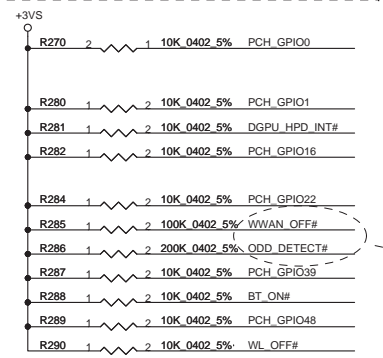
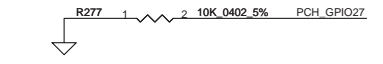
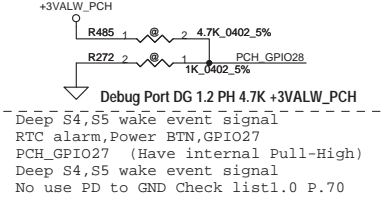


	GPIO38 OPTIMUS_EN#
* OPTIMUS	0
Non-OPTIMUS	1



GPIO28
On-Die PLL Voltage Regulator

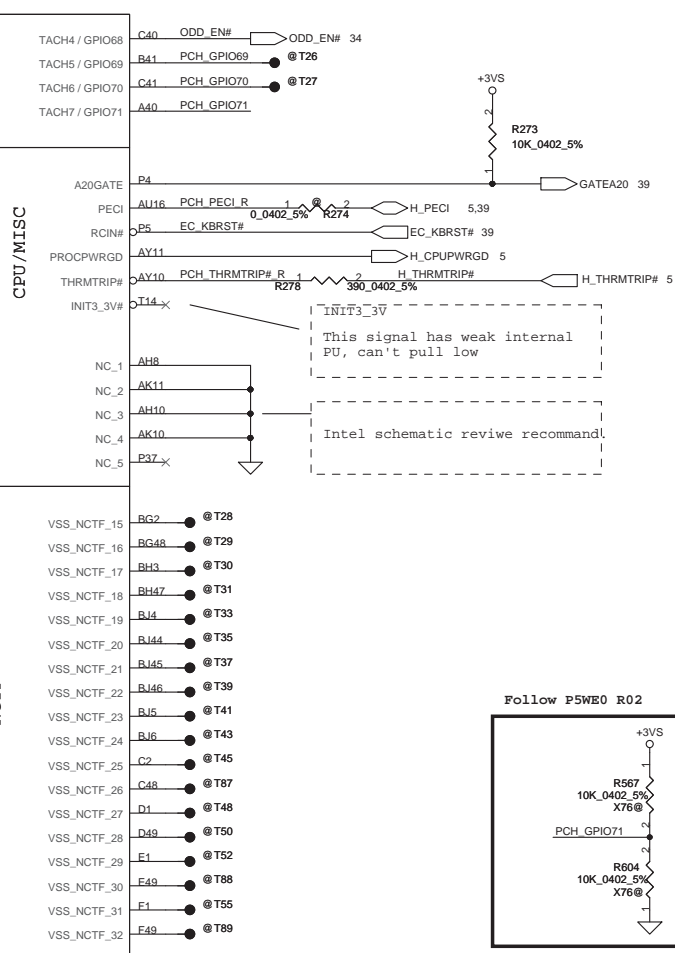

This signal has a weak internal pull up
 * On-Die PLL voltage regulator enable
 L : On-Die PLL Voltage Regulator disable



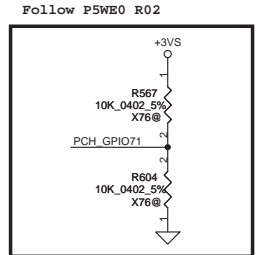
If GPIO36,37 did not use, it can not PU and reserved PD resistor for MRC0.9.

CRB1.0 PH200K to +3VS

CRB1.0 PH10K to +3VALW
 GPIO24 Unmultiplexed
 NOTE: GPIO24 configuration register bits are not cleared by CF9h reset event.



This signal has weak internal PU, can't pull low
 Intel schematic review recommend



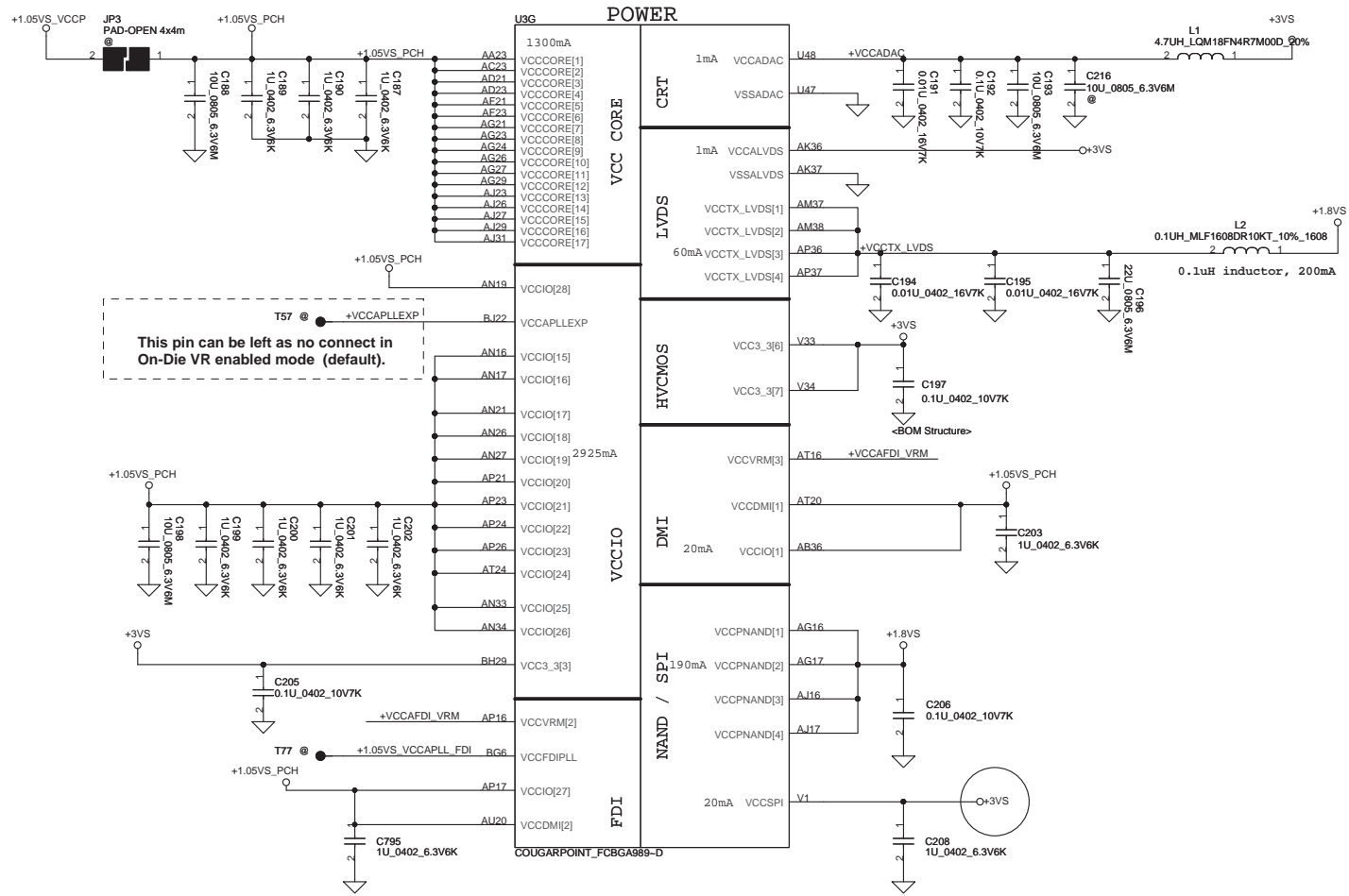
Follow P5WE0 R02

	GPIO71 PCH_GPIO71
VRAM 800 MHz	0
VRAM 900 MHz	1

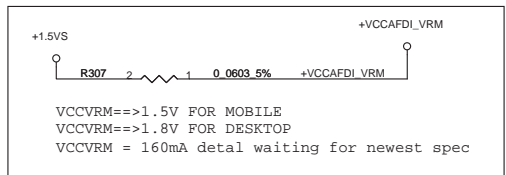
Security Classification	Compal Secret Data	
Issued Date	2010/09/28	Deciphered Date
		2011/09/28

THIS SHEET OF ENGINEERING DRAWING IS THE PROPRIETARY PROPERTY OF COMPAL ELECTRONICS, INC. AND CONTAINS CONFIDENTIAL AND TRADE SECRET INFORMATION. THIS SHEET MAY NOT BE TRANSFERRED FROM THE CUSTODY OF THE COMPETENT DIVISION OF R&D DEPARTMENT EXCEPT AS AUTHORIZED BY COMPAL ELECTRONICS, INC. NEITHER THIS SHEET NOR THE INFORMATION IT CONTAINS MAY BE USED BY OR DISCLOSED TO ANY THIRD PARTY WITHOUT PRIOR WRITTEN CONSENT OF COMPAL ELECTRONICS, INC.

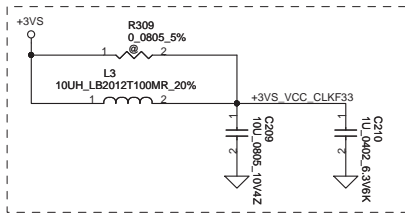
Compal Electronics, Inc.	
Title	SCHEMATIC, MB LA-7231P
Size	4019BL
Customer	Document Number
Date	Friday, March 04, 2011
Sheet	18 of 57



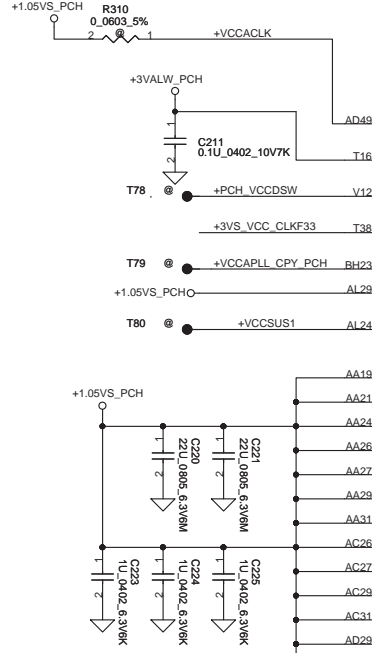
T57 @ +VCCAPLLEXP
 This pin can be left as no connect in On-Die VR enabled mode (default).



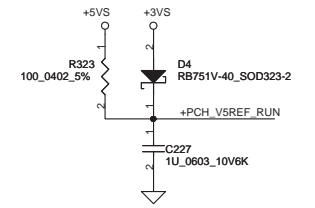
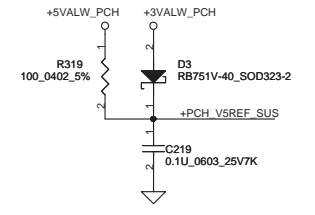
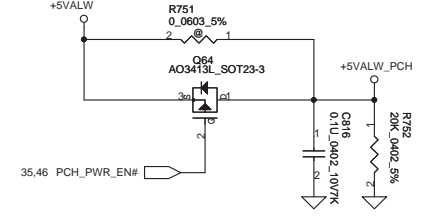
PCH Power Rail Table		
Voltage Rail	Voltage	80 Iccmax Current (A)
V_PROC_IO	1.05	0.001
V5REF	5	0.001
V5REF_Sus	5	0.001
Vcc3_3	3.3	0.266
VccADAC	3.3	0.001
VccADPLLA	1.05	0.08
VccADPLLB	1.05	0.08
VccCore	1.05	1.3
VccDMI	1.05	0.042
VccIO	1.05	2.925
VccASW	1.05	1.01
VccSPI	3.3	0.02
VccDSW	3.3	0.003
VccpNAND	1.8	0.19
VccRTC	3.3	6 uA
VccSus3_3	3.3	0.119
VccSusHDA	3.3 / 1.5	0.01
VccVRM	1.8 / 1.5	0.16
VccCLKDMI	1.05	0.02
VccSSC	1.05	0.095
VccDIFFCLKN	1.05	0.055
VccALVDS	3.3	0.001
VccTX_LVDS	1.8	0.06



Have internal VRM



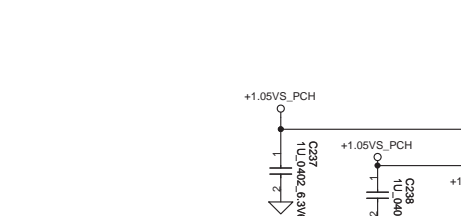
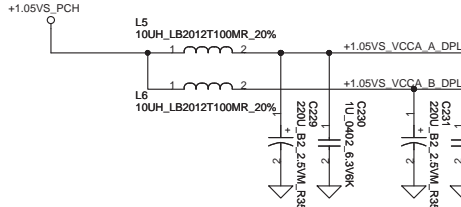
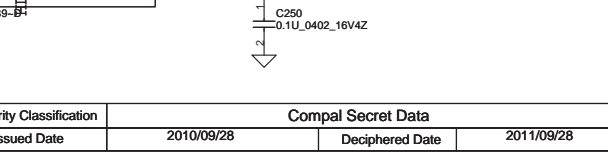
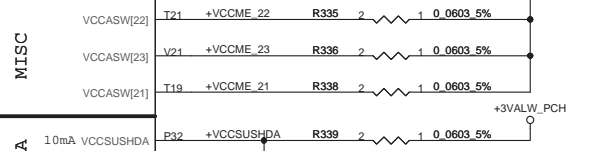
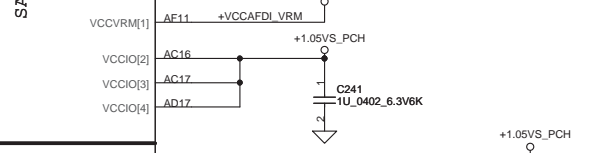
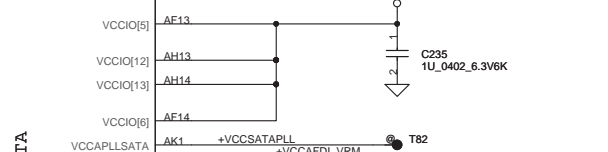
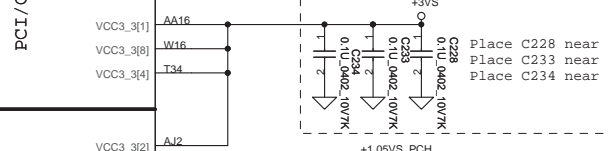
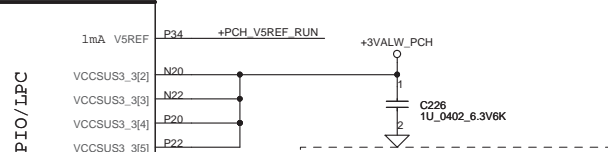
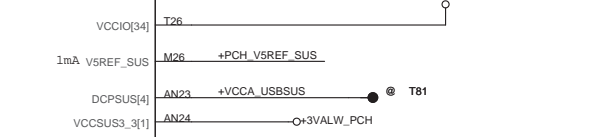
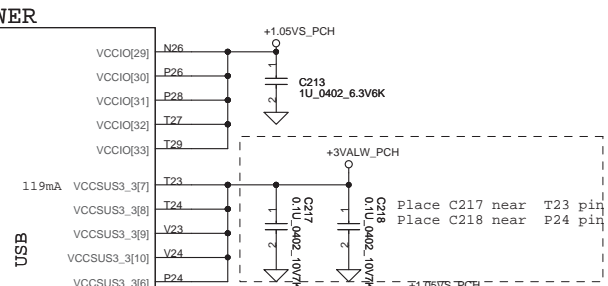


VCC3_3 = 266mA detail waiting for newest spec
VCCDMI = 42mA detail waiting for newest spec



POWER


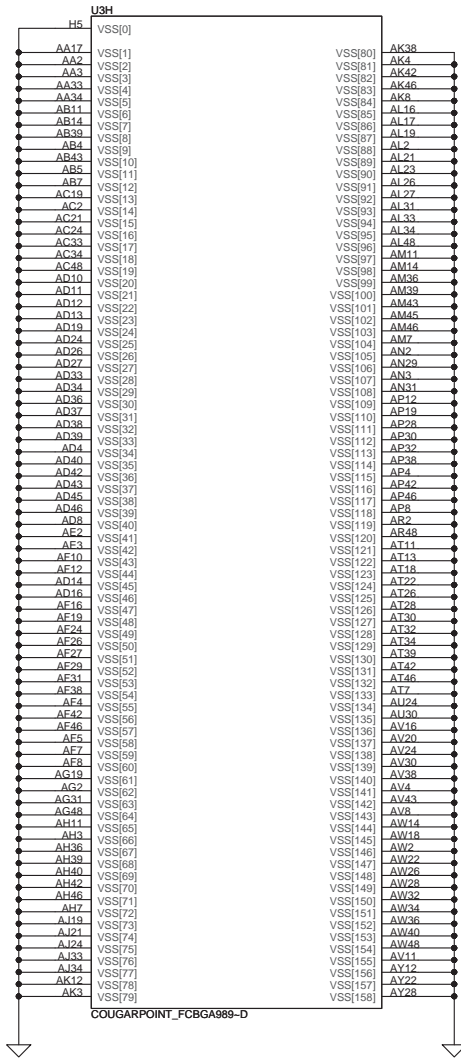
Clock and Miscellaneous



Security Classification	Compal Secret Data	
Issued Date	2010/09/28	Deciphered Date
		2011/09/28

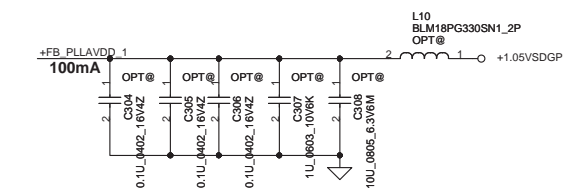
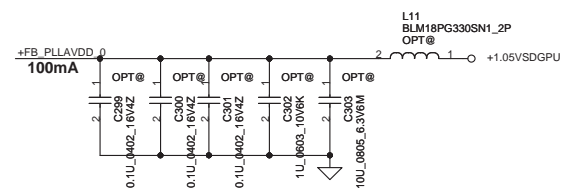
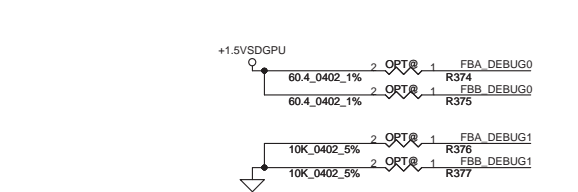
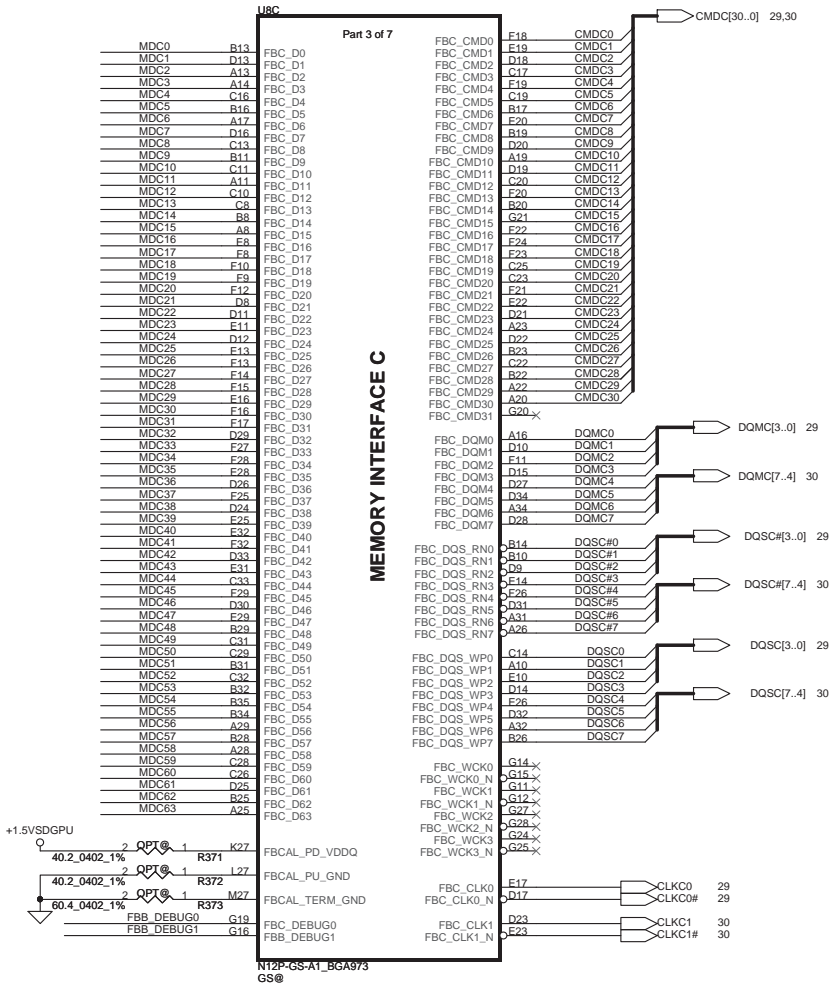
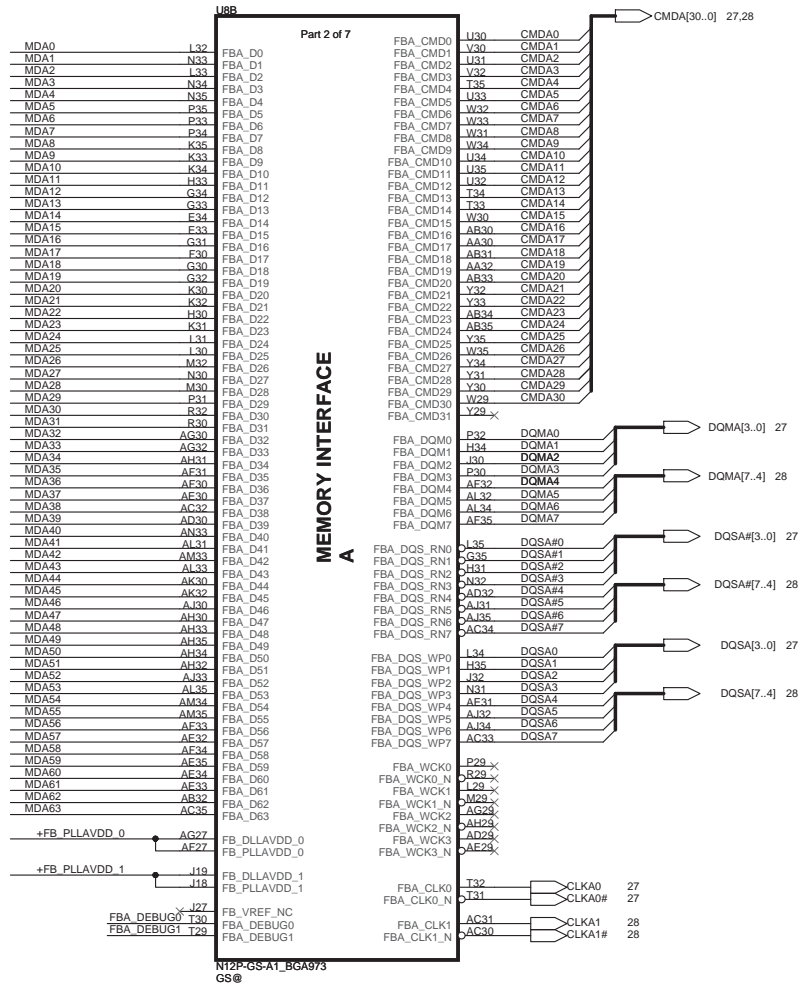
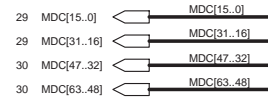
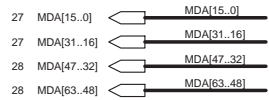
THIS SHEET OF ENGINEERING DRAWING IS THE PROPRIETARY PROPERTY OF COMPAL ELECTRONICS, INC. AND CONTAINS CONFIDENTIAL AND TRADE SECRET INFORMATION. THIS SHEET MAY NOT BE TRANSFERRED FROM THE CUSTODY OF THE COMPETENT DIVISION OF R&D DEPARTMENT EXCEPT AS AUTHORIZED BY COMPAL ELECTRONICS, INC. NEITHER THIS SHEET NOR THE INFORMATION IT CONTAINS MAY BE USED BY OR DISCLOSED TO ANY THIRD PARTY WITHOUT PRIOR WRITTEN CONSENT OF COMPAL ELECTRONICS, INC.

Compal Electronics, Inc.	
SCHEMATIC, MB LA-7231P	
Size	Document Number
Custom	4019BL
Date:	Friday, March 04, 2011
Sheet	20 of 57



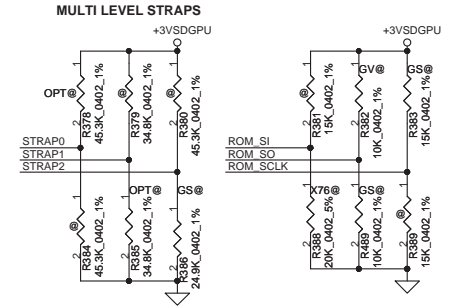
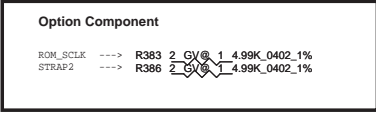
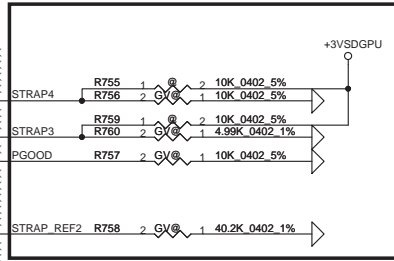
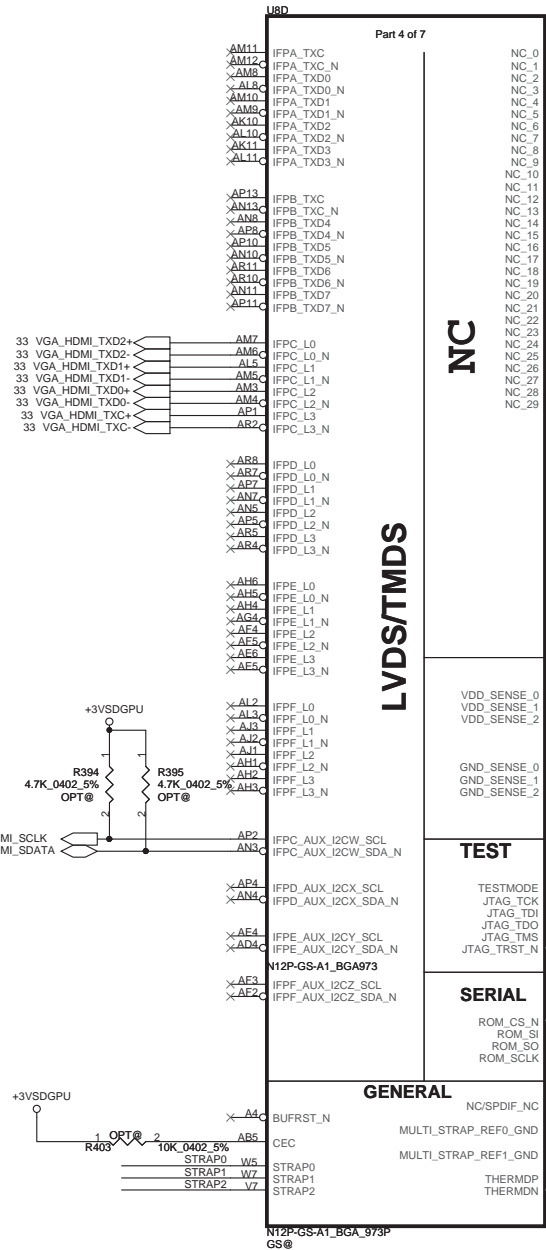
Security Classification	Compal Secret Data		Compal Electronics, Inc.	
Issued Date	2010/09/28	Deciphered Date	2011/09/28	Title
				SCHEMATIC, MB LA-7231P
<small>THIS SHEET OF ENGINEERING DRAWING IS THE PROPRIETARY PROPERTY OF COMPAL ELECTRONICS, INC. AND CONTAINS CONFIDENTIAL AND TRADE SECRET INFORMATION. THIS SHEET MAY NOT BE TRANSFERRED FROM THE CUSTODY OF THE COMPETENT DIVISION OF R&D DEPARTMENT EXCEPT AS AUTHORIZED BY COMPAL ELECTRONICS, INC. NEITHER THIS SHEET NOR THE INFORMATION IT CONTAINS MAY BE USED BY OR DISCLOSED TO ANY THIRD PARTY WITHOUT PRIOR WRITTEN CONSENT OF COMPAL ELECTRONICS, INC.</small>				Size: 4019BL Customer: Document Number Date: Friday, March 04, 2011
				Rev: B
				Sheet 21 of 57

VRAM Interface



Security Classification		Compal Secret Data		Compal Electronics, Inc.	
Issued Date	2010/09/28	Deciphered Date	2011/09/28	Title	
THIS SHEET OF ENGINEERING DRAWING IS THE PROPRIETARY PROPERTY OF COMPAL ELECTRONICS, INC. AND CONTAINS CONFIDENTIAL AND TRADE SECRET INFORMATION. THIS SHEET MAY NOT BE TRANSFERRED FROM THE CUSTODY OF THE COMPETENT DIVISION OF R&D DEPARTMENT EXCEPT AS AUTHORIZED BY COMPAL ELECTRONICS, INC. NEITHER THIS SHEET NOR THE INFORMATION IT CONTAINS MAY BE USED BY OR DISCLOSED TO ANY THIRD PARTY WITHOUT PRIOR WRITTEN CONSENT OF COMPAL ELECTRONICS, INC.				Size	Document Number
				4019BL	Rev B
				Date:	Friday, March 04, 2011
				Sheet	23 of 57

For GB2-128 & GB2b-128 colayout....



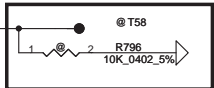
For N12P-GS strap table

GPU	Frenq.	Memory Size	Memory Config	strap0	strap1	strap2	strap3	strap4	ROM_SI	ROM_SO	ROM_SCLK
N12P-GS	900 MHz	64M* 16* 8 1GB	Hynix SA000041S40	R378 PU 45K	R385 PD 35K	R386 PD 25K	NC	NC	R388 PD 15K	R489 PD 10K	R383 PU 15K
N12P-GS	900 MHz	64M* 16* 8 1GB	Samsung SA00004GS10	R378 PU 45K	R385 PD 35K	R386 PD 25K	NC	NC	R388 PD 20K	R489 PD 10K	R383 PU 15K
N12P-GS	900 MHz	128M* 16* 8 2GB	Hynix SA00003YO20	R378 PU 45K	R385 PD 35K	R386 PD 25K	NC	NC	R388 PD 35K	R489 PD 10K	R383 PU 15K
N12P-GS	900 MHz	128M* 16* 8 2GB	Samsung SA000047Q20	R378 PU 45K	R385 PD 35K	R386 PD 25K	NC	NC	R388 PD 45K	R489 PD 10K	R383 PU 15K

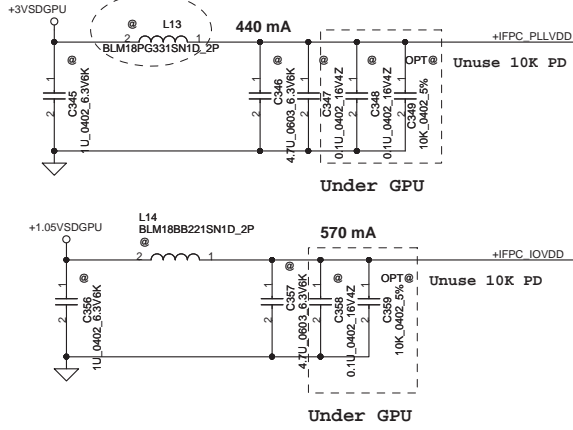
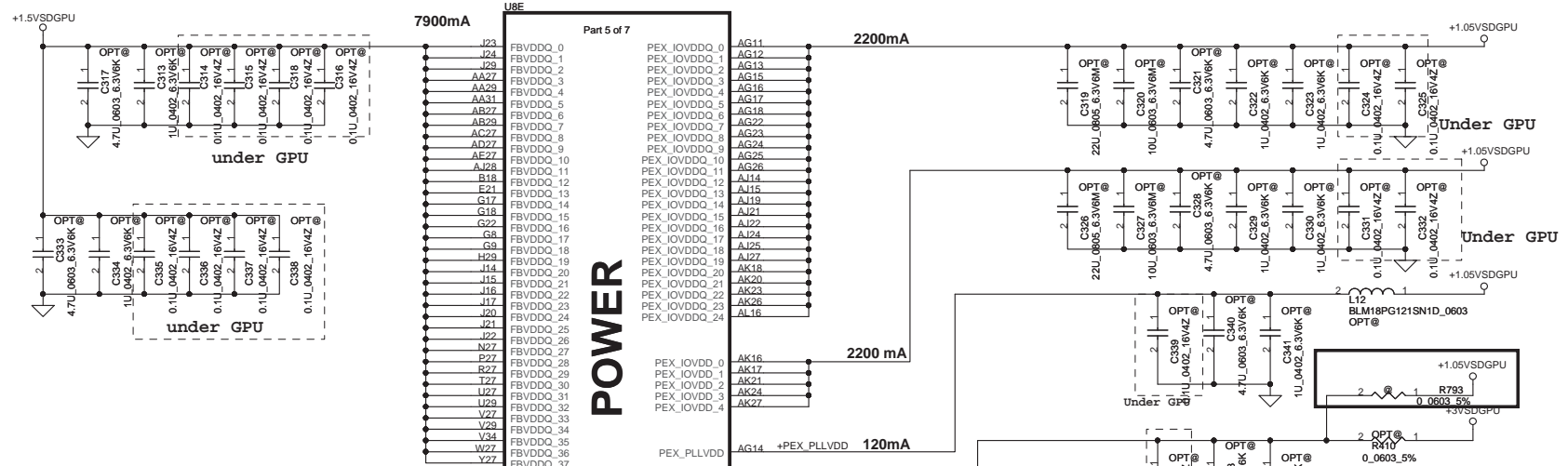
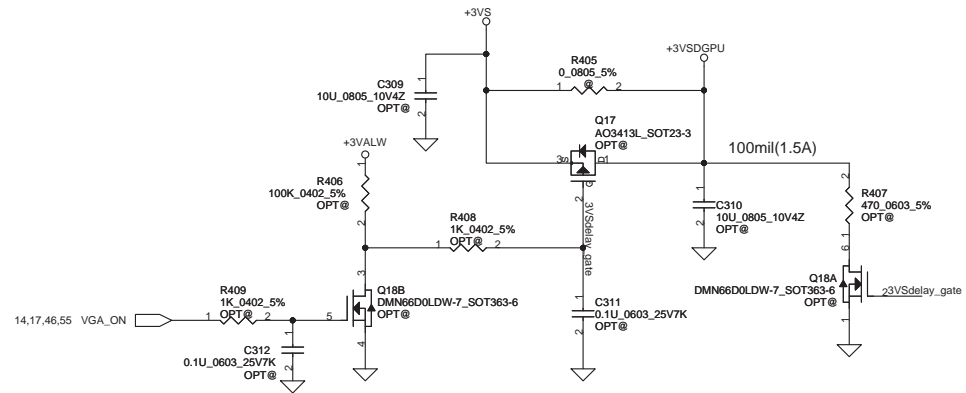
For N12P-GV-OP-B-A1 strap table

GPU	Frenq.	Memory Size	Memory Config	strap0	strap1	strap2	strap3	strap4	ROM_SI	ROM_SO	ROM_SCLK
N12P-GV OP-B-A1	900 MHz	64M* 16* 4 512MB	Hynix SA000041S40	R378 PU 45K	R385 PD 35K	R386 PD 5K	R760 PD 5K	R756 PD 10K	R388 PD 15K	R382 PU 10K	R383 PU 5K
N12P-GV OP-B-A1	900 MHz	64M* 16* 4 512MB	Samsung SA00004GS10	R378 PU 45K	R385 PD 35K	R386 PD 5K	R760 PD 5K	R756 PD 10K	R388 PD 20K	R382 PU 10K	R383 PU 5K

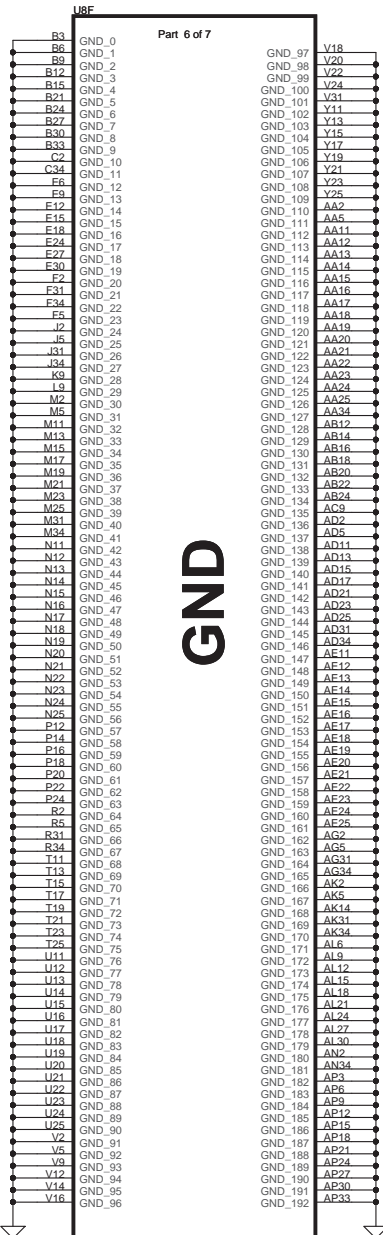
Power delete the circuit of VGAVSS_SENSE, due to the connection isn't differential.



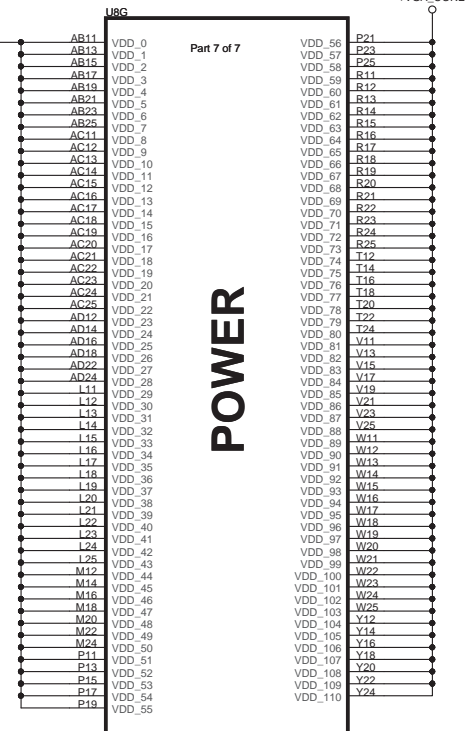
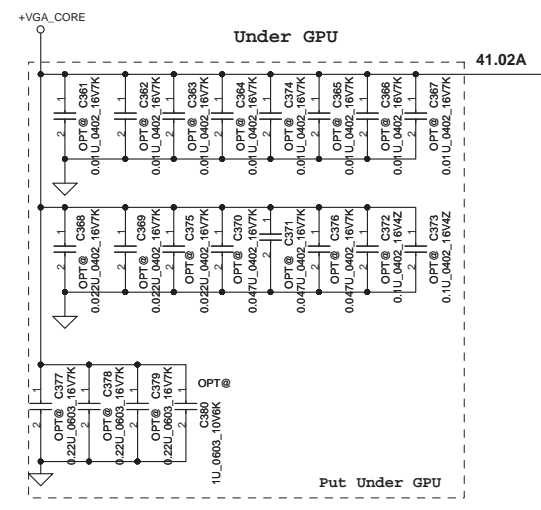
Security Classification	Compal Secret Data		Compal Electronics, Inc.	
Issued Date	2010/09/28	Deciphered Date	2011/09/28	Title SCHEMATIC, MB LA-7231P
THIS SHEET OF ENGINEERING DRAWING IS THE PROPRIETARY PROPERTY OF COMPAL ELECTRONICS, INC. AND CONTAINS CONFIDENTIAL AND TRADE SECRET INFORMATION. THIS SHEET MAY NOT BE TRANSFERRED FROM THE CUSTODY OF THE COMPETENT DIVISION OF R&D DEPARTMENT EXCEPT AS AUTHORIZED BY COMPAL ELECTRONICS, INC. NEITHER THIS SHEET NOR THE INFORMATION IT CONTAINS MAY BE USED BY OR DISCLOSED TO ANY THIRD PARTY WITHOUT PRIOR WRITTEN CONSENT OF COMPAL ELECTRONICS, INC.				Size Custom 4019BL
Date:	Friday, March 04, 2011	Sheet	24	Rev B



Security Classification	Compal Secret Data		Title	
Issued Date	2010/09/28	Deciphered Date	2011/09/28	SCHEMATIC, MB LA-7231P
THIS SHEET OF ENGINEERING DRAWING IS THE PROPRIETARY PROPERTY OF COMPAL ELECTRONICS, INC. AND CONTAINS CONFIDENTIAL AND TRADE SECRET INFORMATION. THIS SHEET MAY NOT BE TRANSFERRED FROM THE CUSTODY OF THE COMPETENT DIVISION OF R&D DEPARTMENT EXCEPT AS AUTHORIZED BY COMPAL ELECTRONICS, INC. NEITHER THIS SHEET NOR THE INFORMATION IT CONTAINS MAY BE USED BY OR DISCLOSED TO ANY THIRD PARTY WITHOUT PRIOR WRITTEN CONSENT OF COMPAL ELECTRONICS, INC.				
Size	Customer	Document Number	Rev	B
Date:	Friday, March 04, 2011	Sheet	25	of 57



N12P-GS-A1_BGA973
GS®

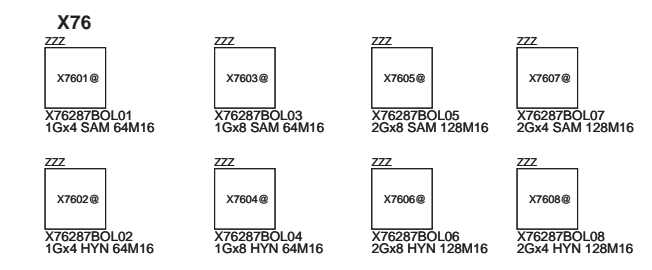
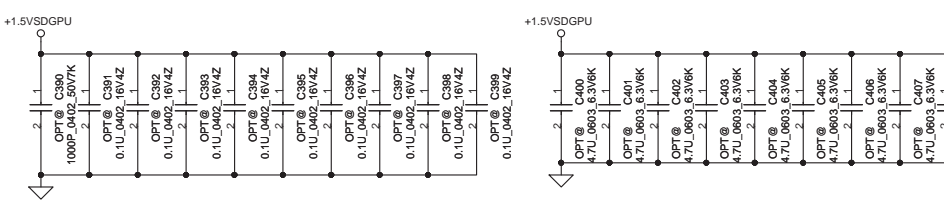
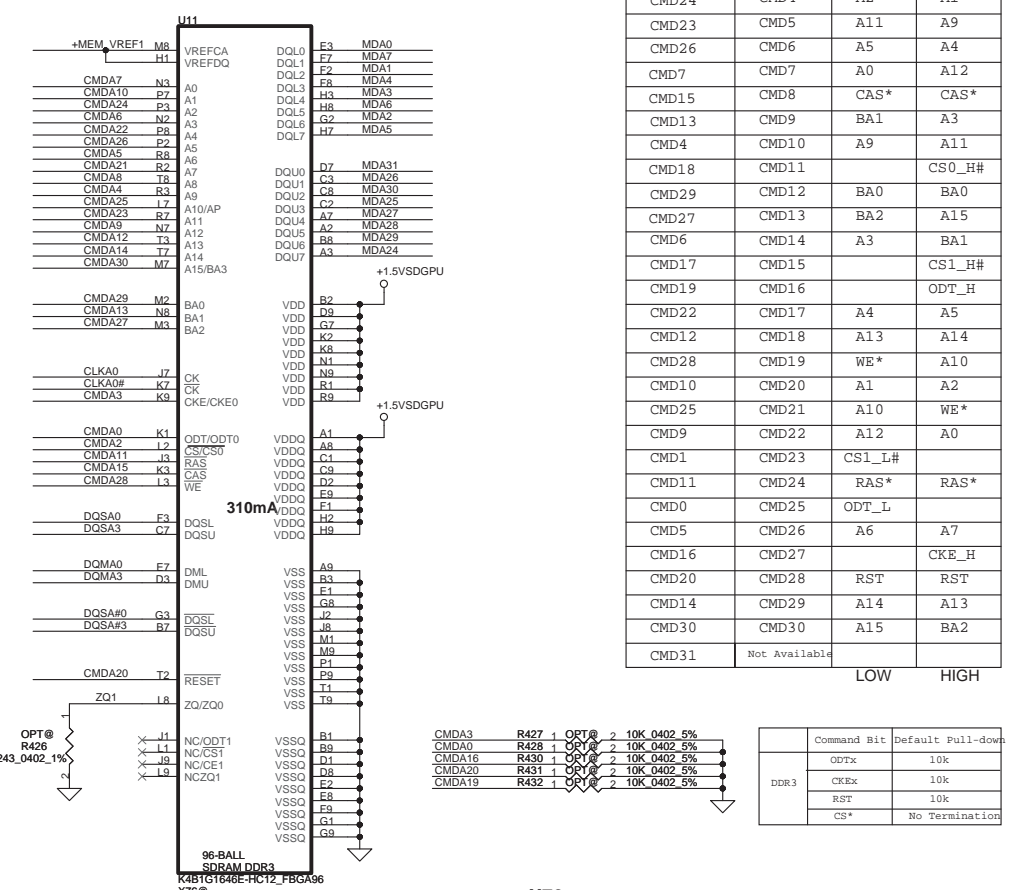
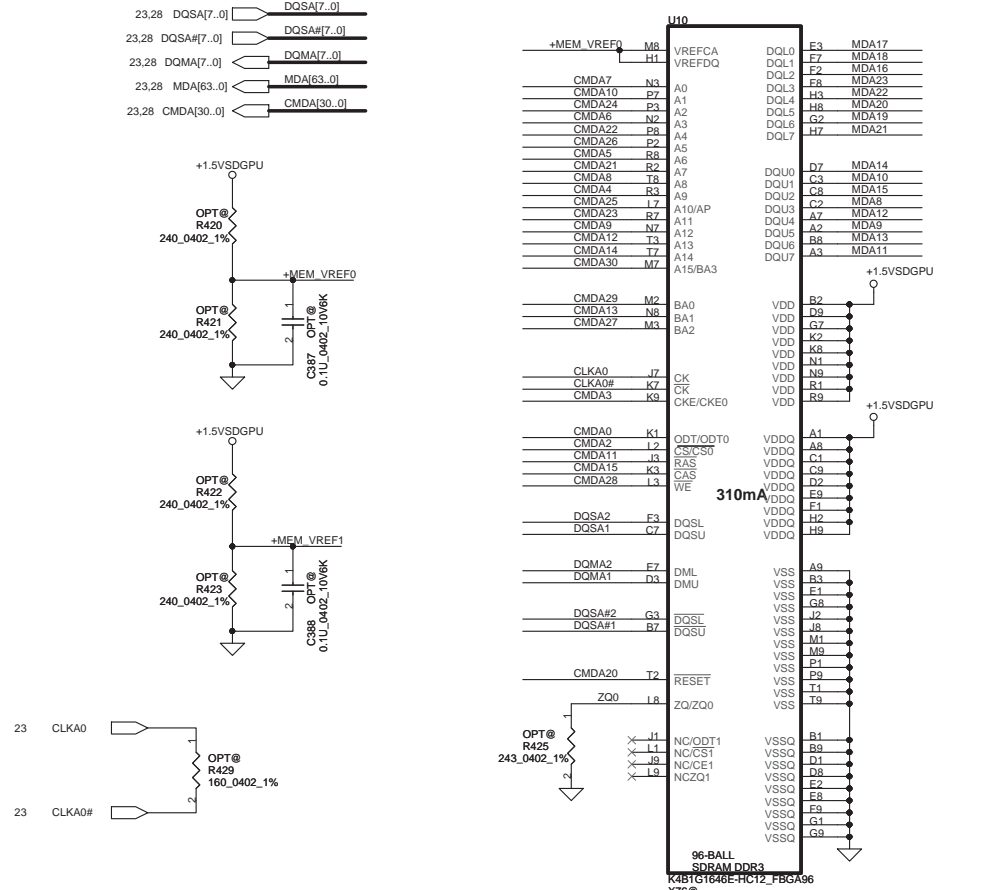


N12P-GS-A1_BGA973
GS®

Security Classification	Compal Secret Data		Title	Compal Electronics, Inc.	
Issued Date	2010/09/28	Deciphered Date	2011/09/28	SCHEMATIC, MB LA-7231P	
THIS SHEET OF ENGINEERING DRAWING IS THE PROPRIETARY PROPERTY OF COMPAL ELECTRONICS, INC. AND CONTAINS CONFIDENTIAL AND TRADE SECRET INFORMATION. THIS SHEET MAY NOT BE TRANSFERRED FROM THE CUSTODY OF THE COMPETENT DIVISION OF R&D DEPARTMENT EXCEPT AS AUTHORIZED BY COMPAL ELECTRONICS, INC. NEITHER THIS SHEET NOR THE INFORMATION IT CONTAINS MAY BE USED BY OR DISCLOSED TO ANY THIRD PARTY WITHOUT PRIOR WRITTEN CONSENT OF COMPAL ELECTRONICS, INC.			Size	Document Number	Rev
			Customer	4019BL	B
			Date:	Friday, March 04, 2011	Sheet 26 of 57

VRAM DDR3 chips (1GB)

64Mx16 DDR3 *8==>1GB

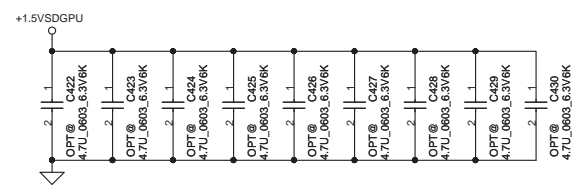
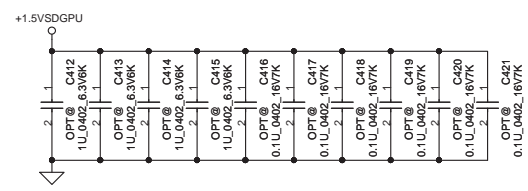
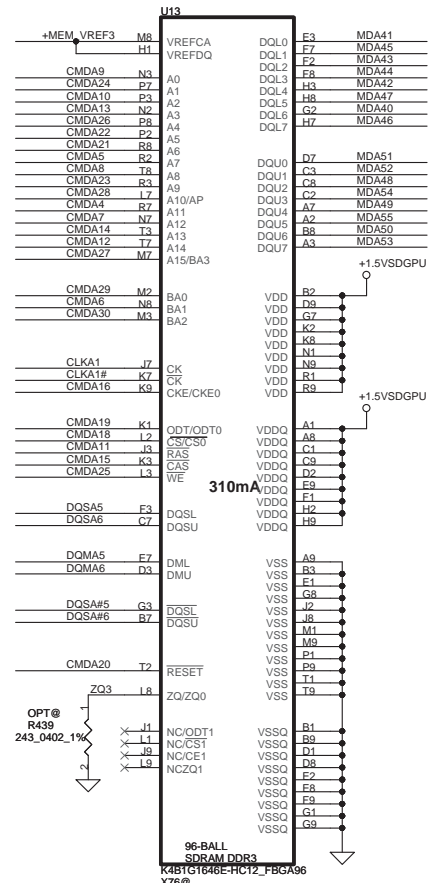
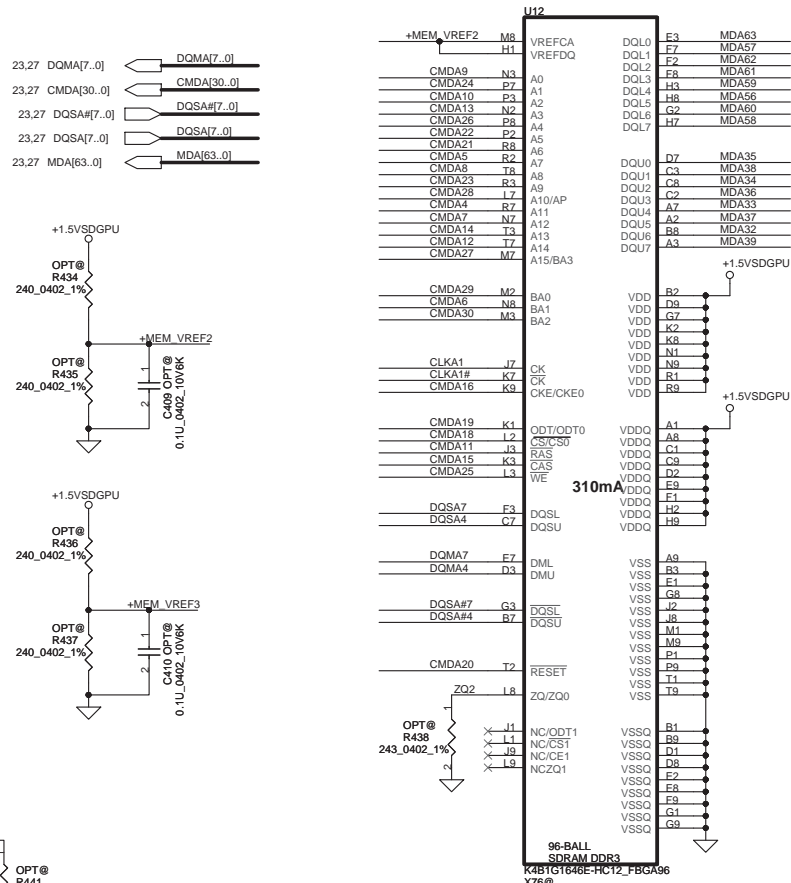


Mode E Address	Mode C Address	0..31	32..63
CMD3	CMD0	CKE_L	
CMD8	CMD1	A8	A8
CMD2	CMD2	CS0_L#	
CMD21	CMD3	A7	A6
CMD24	CMD4	A2	A1
CMD23	CMD5	A11	A9
CMD26	CMD6	A5	A4
CMD7	CMD7	A0	A12
CMD15	CMD8	CAS*	CAS*
CMD13	CMD9	BA1	A3
CMD4	CMD10	A9	A11
CMD18	CMD11		CS0_H#
CMD29	CMD12	BA0	BA0
CMD27	CMD13	BA2	A15
CMD6	CMD14	A3	BA1
CMD17	CMD15		CS1_H#
CMD19	CMD16		ODT_H
CMD22	CMD17	A4	A5
CMD12	CMD18	A13	A14
CMD28	CMD19	WE*	A10
CMD10	CMD20	A1	A2
CMD25	CMD21	A10	WE*
CMD9	CMD22	A12	A0
CMD1	CMD23	CS1_L#	
CMD11	CMD24	RAS*	RAS*
CMD0	CMD25	ODT_L	
CMD5	CMD26	A6	
CMD16	CMD27		CKE_H
CMD20	CMD28	RST	RST
CMD14	CMD29	A14	A13
CMD30	CMD30	A15	BA2
CMD31	Not Available		

DDR3	Command Bit	Default Pull-down
	ODTx	10k
CKEx	10k	
RST	10k	
CS*	No Termination	

VRAM DDR3 chips (1GB)

64Mx16 DDR3 *8==>1GB



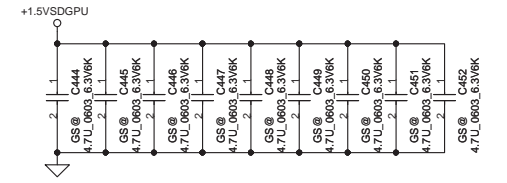
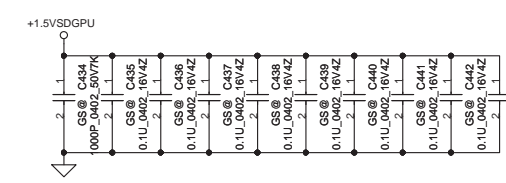
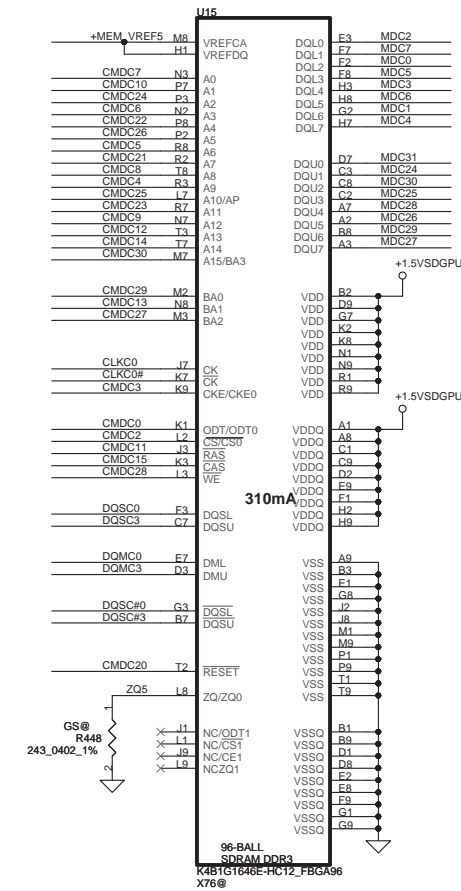
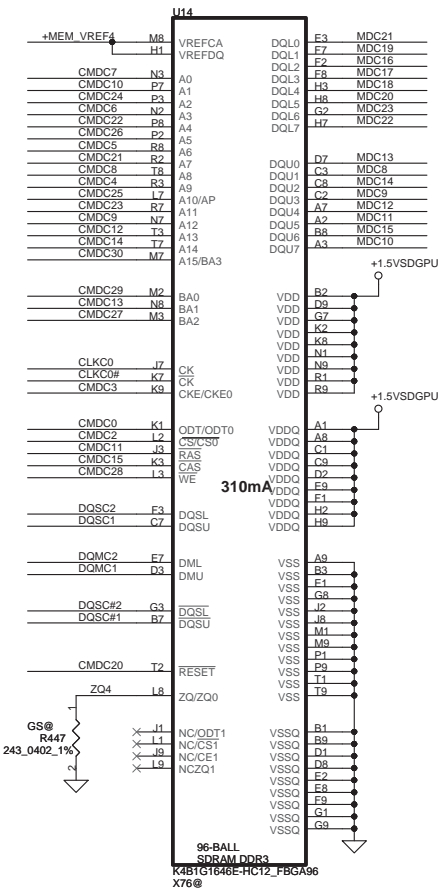
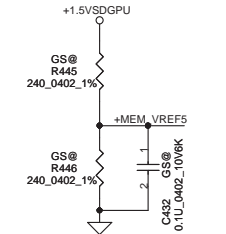
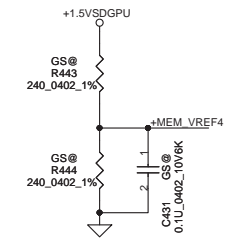
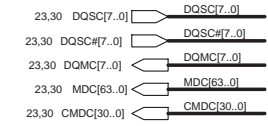
Mode B Address	Mode C Address	0..31	32..63
CMD3	CMD0	CKE_L	
CMD8	CMD1	A8	A8
CMD2	CMD2	CS0_L#	
CMD21	CMD3	A7	A6
CMD24	CMD4	A2	A1
CMD23	CMD5	A11	A9
CMD26	CMD6	A5	A4
CMD7	CMD7	A0	A12
CMD15	CMD8	CAS*	CAS*
CMD13	CMD9	BA1	A3
CMD4	CMD10	A9	A11
CMD18	CMD11		CS0_H#
CMD29	CMD12	BA0	BA0
CMD27	CMD13	BA2	A15
CMD6	CMD14	A3	BA1
CMD17	CMD15		CS1_H#
CMD19	CMD16		ODT_H#
CMD22	CMD17	A4	A5
CMD12	CMD18	A13	A14
CMD28	CMD19	WE*	A10
CMD10	CMD20	A1	A2
CMD25	CMD21	A10	WE*
CMD9	CMD22	A12	A0
CMD1	CMD23	CS1_L#	
CMD11	CMD24	RAS*	RAS*
CMD0	CMD25	ODT_L	
CMD5	CMD26	A6	A7
CMD16	CMD27		CKE_H
CMD20	CMD28	RST	RST
CMD14	CMD29	A14	A13
CMD30	CMD30	A15	BA2
CMD31	Not Available		
		LOW	HIGH

Security Classification: **Compal Secret Data**
 Issued Date: 2010/09/28
 Deciphered Date: 2011/09/28
 THIS SHEET OF ENGINEERING DRAWING IS THE PROPRIETARY PROPERTY OF COMPAL ELECTRONICS, INC. AND CONTAINS CONFIDENTIAL AND TRADE SECRET INFORMATION. THIS SHEET MAY NOT BE TRANSFERRED FROM THE CUSTODY OF THE COMPETENT DIVISION OF R&D DEPARTMENT EXCEPT AS AUTHORIZED BY COMPAL ELECTRONICS, INC. NEITHER THIS SHEET NOR THE INFORMATION IT CONTAINS MAY BE USED BY OR DISCLOSED TO ANY THIRD PARTY WITHOUT PRIOR WRITTEN CONSENT OF COMPAL ELECTRONICS, INC.

Compal Electronics, Inc.
SCHEMATIC, MB LA-7231P
 Size: 4019BL
 Date: Friday, March 04, 2011
 Sheet 28 of 57

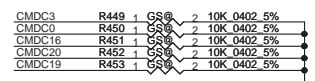
VRAM DDR3 chips (1GB)

64Mx16 DDR3 *8==>1GB



Mode B Address	Mode C Address	0..31	32..63
CMD3	CMD0	CKE_L	
CMD8	CMD1	A8	A8
CMD2	CMD2	CS0_L#	
CMD21	CMD3	A7	A6
CMD24	CMD4	A2	A1
CMD23	CMD5	A11	A9
CMD26	CMD6	A5	A4
CMD7	CMD7	A0	A12
CMD15	CMD8	CAS*	CAS*
CMD13	CMD9	BA1	A3
CMD4	CMD10	A9	A11
CMD18	CMD11		CS0_H#
CMD29	CMD12	BA0	BA0
CMD27	CMD13	BA2	A15
CMD6	CMD14	A3	BA1
CMD17	CMD15		CS1_H#
CMD19	CMD16		ODT_H
CMD22	CMD17	A4	A5
CMD12	CMD18	A13	A14
CMD28	CMD19	WE*	A10
CMD10	CMD20	A1	A2
CMD25	CMD21	A10	WE*
CMD9	CMD22	A12	A0
CMD1	CMD23	CS1_L#	
CMD11	CMD24	RAS*	RAS*
CMD0	CMD25	ODT_L	
CMD5	CMD26	A6	A7
CMD16	CMD27		CKE_H
CMD20	CMD28	RST	RST
CMD14	CMD29	A14	A13
CMD30	CMD30	A15	BA2
CMD31	Not Available		

Command Bit	Default	Full-down
ODTx	10k	
CKEx	10k	
RST	10k	
CS*	No Termination	



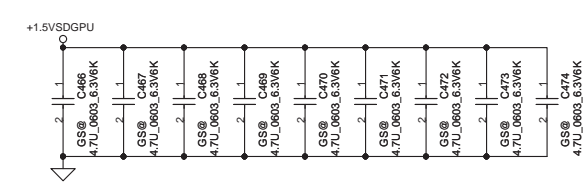
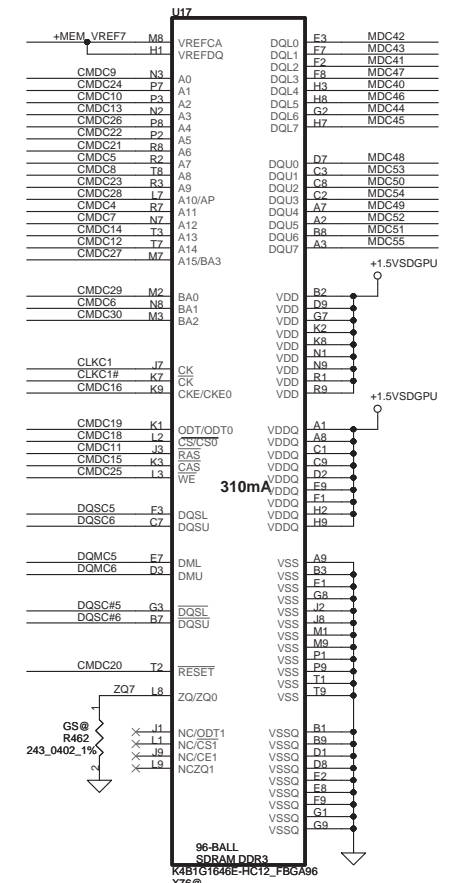
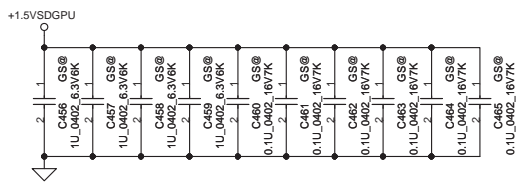
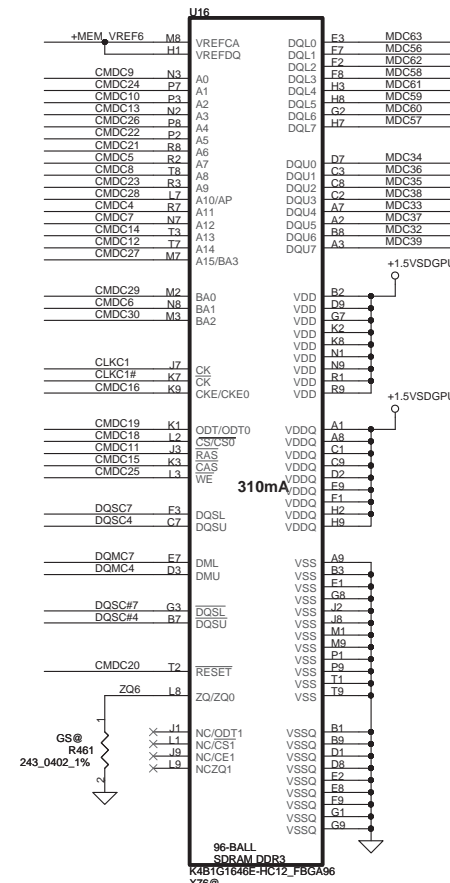
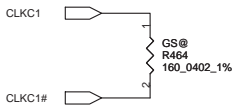
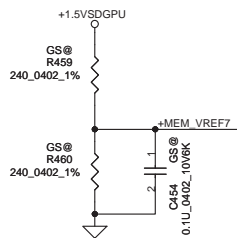
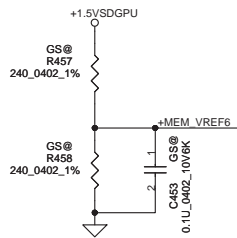
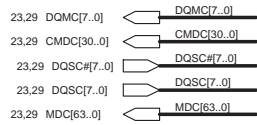
Security Classification	Compal Secret Data	
Issued Date	2010/09/28	Deciphered Date
		2011/09/28

THIS SHEET OF ENGINEERING DRAWING IS THE PROPRIETARY PROPERTY OF COMPAL ELECTRONICS, INC. AND CONTAINS CONFIDENTIAL AND TRADE SECRET INFORMATION. THIS SHEET MAY NOT BE TRANSFERRED FROM THE CUSTODY OF THE COMPETENT DIVISION OF R&D DEPARTMENT EXCEPT AS AUTHORIZED BY COMPAL ELECTRONICS, INC. NEITHER THIS SHEET NOR THE INFORMATION IT CONTAINS MAY BE USED BY OR DISCLOSED TO ANY THIRD PARTY WITHOUT PRIOR WRITTEN CONSENT OF COMPAL ELECTRONICS, INC.

Compal Electronics, Inc.		
Title	SCHEMATIC, MB LA-7231P	
Size	Document Number	Rev
Custom	4019BL	B
Date:	Friday, March 04, 2011	Sheet 29 of 57

VRAM DDR3 chips (1GB)

64Mx16 DDR3 *8==>1GB

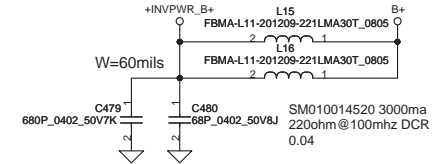
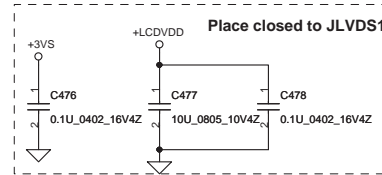
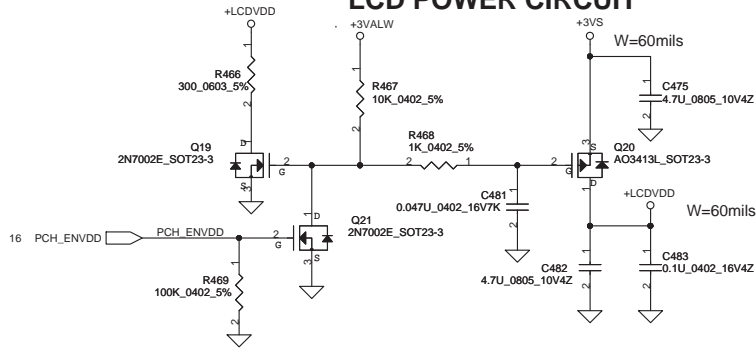


Mode E Address	Mode C Address	0..31	32..63
CMD3	CMD0	CKE_L	
CMD8	CMD1	A8	A8
CMD2	CMD2	CS0_L#	
CMD21	CMD3	A7	A6
CMD24	CMD4	A2	A1
CMD23	CMD5	A11	A9
CMD26	CMD6	A5	A4
CMD7	CMD7	A0	A12
CMD15	CMD8	CAS*	CAS*
CMD13	CMD9	BA1	A3
CMD4	CMD10	A9	A11
CMD18	CMD11		CS0_H#
CMD29	CMD12	BA0	BA0
CMD27	CMD13	BA2	A15
CMD6	CMD14	A3	BA1
CMD17	CMD15		CS1_H#
CMD19	CMD16		ODT_H
CMD22	CMD17	A4	A5
CMD12	CMD18	A13	A14
CMD28	CMD19	WE*	A10
CMD10	CMD20	A1	A2
CMD25	CMD21	A10	WE*
CMD9	CMD22	A12	A0
CMD1	CMD23	CS1_L#	
CMD11	CMD24	RAS*	RAS*
CMD0	CMD25	ODT_L	
CMD5	CMD26	A6	A7
CMD16	CMD27		CKE_H
CMD20	CMD28	RST	RST
CMD14	CMD29	A14	A13
CMD30	CMD30	A15	BA2
CMD31	Not Available		

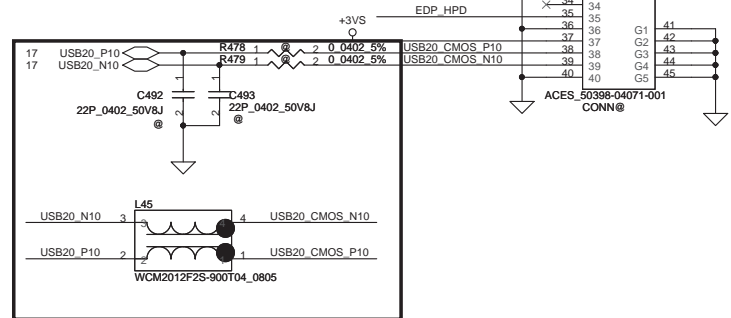
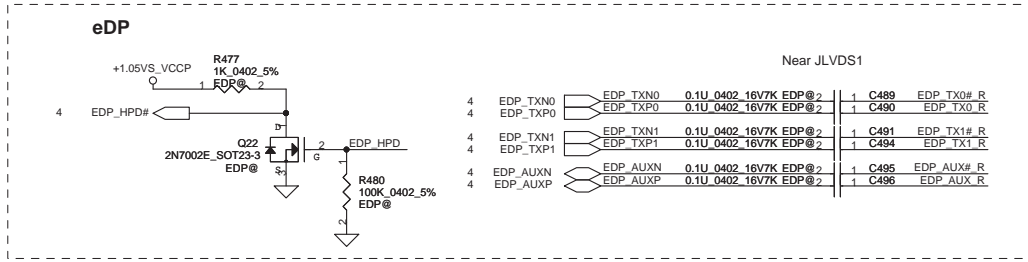
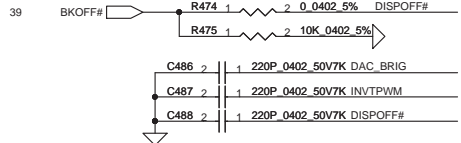
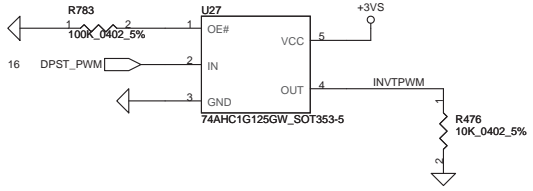
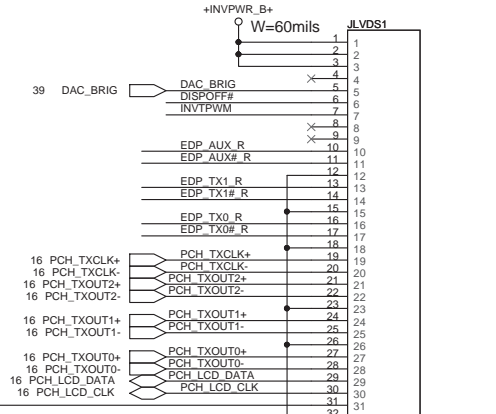
LOW HIGH

Security Classification	Compal Secret Data		Compal Electronics, Inc.	
Issued Date	2010/09/28	Deciphered Date	2011/09/28	Title
THIS SHEET OF ENGINEERING DRAWING IS THE PROPRIETARY PROPERTY OF COMPAL ELECTRONICS, INC. AND CONTAINS CONFIDENTIAL AND TRADE SECRET INFORMATION. THIS SHEET MAY NOT BE TRANSFERRED FROM THE CUSTODY OF THE COMPETENT DIVISION OF R&D DEPARTMENT EXCEPT AS AUTHORIZED BY COMPAL ELECTRONICS, INC. NEITHER THIS SHEET NOR THE INFORMATION IT CONTAINS MAY BE USED BY OR DISCLOSED TO ANY THIRD PARTY WITHOUT PRIOR WRITTEN CONSENT OF COMPAL ELECTRONICS, INC.				SCHEMATIC, MB LA-7231P Size Custom Document Number 4019BL Date: Friday, March 04, 2011 Sheet 30 of 57

LCD POWER CIRCUIT



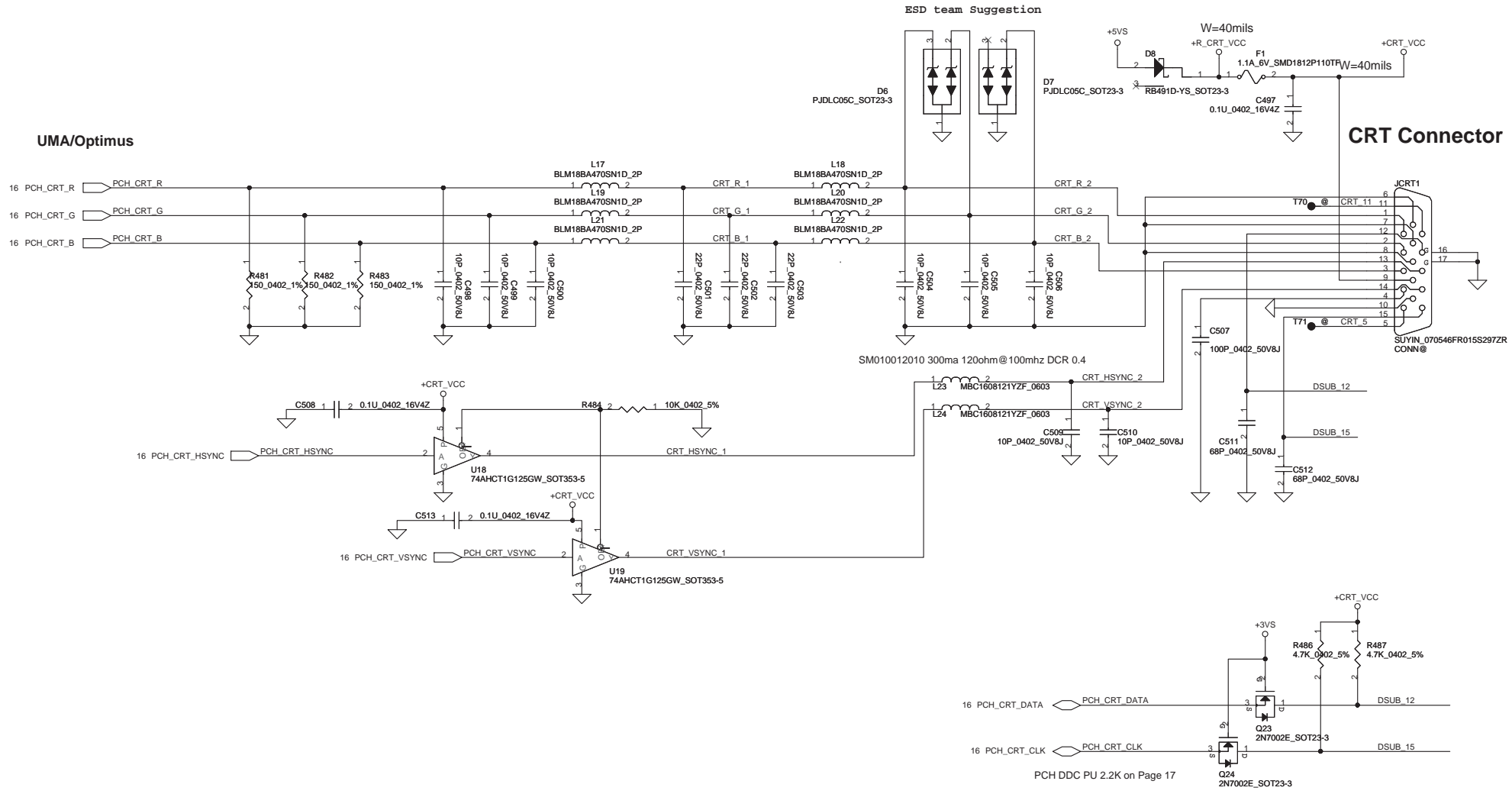
LCD/LED PANEL Conn.



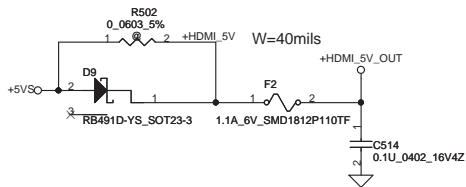
Modify for LVDS Camera USB cancel twist issue

Security Classification		Compal Secret Data		Compal Electronics, Inc.	
Issued Date	2010/09/28	Deciphered Date	2011/09/28	Title	
THIS SHEET OF ENGINEERING DRAWING IS THE PROPRIETARY PROPERTY OF COMPAL ELECTRONICS, INC. AND CONTAINS CONFIDENTIAL AND TRADE SECRET INFORMATION. THIS SHEET MAY NOT BE TRANSFERRED FROM THE CUSTODY OF THE COMPETENT DIVISION OF R&D DEPARTMENT EXCEPT AS AUTHORIZED BY COMPAL ELECTRONICS, INC. NEITHER THIS SHEET NOR THE INFORMATION IT CONTAINS MAY BE USED BY OR DISCLOSED TO ANY THIRD PARTY WITHOUT PRIOR WRITTEN CONSENT OF COMPAL ELECTRONICS, INC.				SCHEMATIC, MB LA-7231P	
Size	Document Number	Rev			
Custom	4019BL	B	Date:	Friday, March 04, 2011	Sheet 31 of 57

UMA/Optimus



Security Classification		Compal Secret Data		Compal Electronics, Inc.	
Issued Date	2010/09/28	Deciphered Date	2011/09/28	Title	
THIS SHEET OF ENGINEERING DRAWING IS THE PROPRIETARY PROPERTY OF COMPAL ELECTRONICS, INC. AND CONTAINS CONFIDENTIAL AND TRADE SECRET INFORMATION. THIS SHEET MAY NOT BE TRANSFERRED FROM THE CUSTODY OF THE COMPETENT DIVISION OF R&D DEPARTMENT EXCEPT AS AUTHORIZED BY COMPAL ELECTRONICS, INC. NEITHER THIS SHEET NOR THE INFORMATION IT CONTAINS MAY BE USED BY OR DISCLOSED TO ANY THIRD PARTY WITHOUT PRIOR WRITTEN CONSENT OF COMPAL ELECTRONICS, INC.				Schematic, MB LA-7231P	
Size	Document Number	Rev			
Custom	4019BL	B			
Date:	Friday, March 04, 2011	Sheet	32	of	57

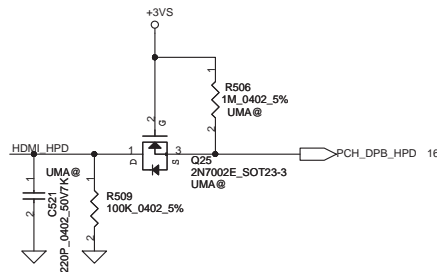


UMA & Optimus 1.0

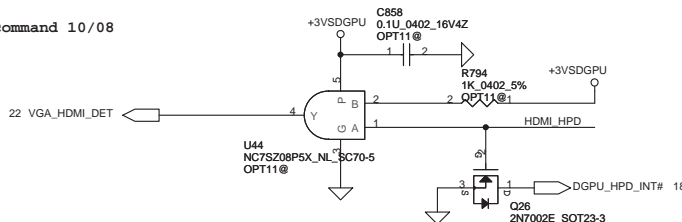
16 PCH_DPB_N0	C515 UMA@ 2	1 0.1U 0402 16V7K	HDMI TX2-
16 PCH_DPB_P0	C516 UMA@ 2	1 0.1U 0402 16V7K	HDMI TX2+
16 PCH_DPB_N1	C517 UMA@ 2	1 0.1U 0402 16V7K	HDMI TX1-
16 PCH_DPB_P1	C518 UMA@ 2	1 0.1U 0402 16V7K	HDMI TX1+
16 PCH_DPB_N2	C519 UMA@ 2	1 0.1U 0402 16V7K	HDMI TX0-
16 PCH_DPB_P2	C520 UMA@ 2	1 0.1U 0402 16V7K	HDMI TX0+
16 PCH_DPB_N3	C522 UMA@ 2	1 0.1U 0402 16V7K	HDMI CLK-
16 PCH_DPB_P3	C523 UMA@ 2	1 0.1U 0402 16V7K	HDMI CLK+

Optimus 1.1


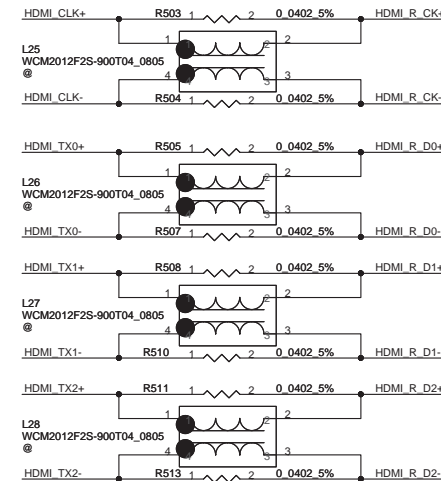
24 VGA_HDMI_TXD2-	C524 OPT11@ 2	1 0.1U 0402 16V7K	HDMI TX2-
24 VGA_HDMI_TXD2+	C525 OPT11@ 2	1 0.1U 0402 16V7K	HDMI TX2+
24 VGA_HDMI_TXD1-	C526 OPT11@ 2	1 0.1U 0402 16V7K	HDMI TX1-
24 VGA_HDMI_TXD1+	C527 OPT11@ 2	1 0.1U 0402 16V7K	HDMI TX1+
24 VGA_HDMI_TXD0-	C528 OPT11@ 2	1 0.1U 0402 16V7K	HDMI TX0-
24 VGA_HDMI_TXD0+	C529 OPT11@ 2	1 0.1U 0402 16V7K	HDMI TX0+
24 VGA_HDMI_TXC-	C530 OPT11@ 2	1 0.1U 0402 16V7K	HDMI CLK-
24 VGA_HDMI_TXC+	C531 OPT11@ 2	1 0.1U 0402 16V7K	HDMI CLK+



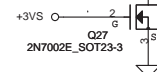
NVIDIA Recommend 10/08 OPT1.1



SM070001310 400ma 90ohm@100mhz DCR 0.3

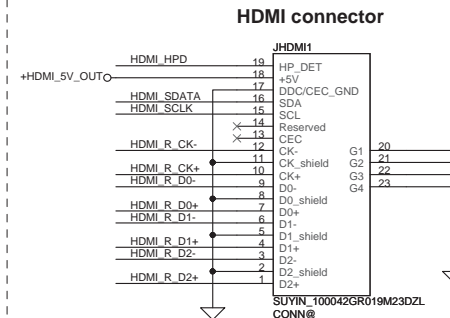
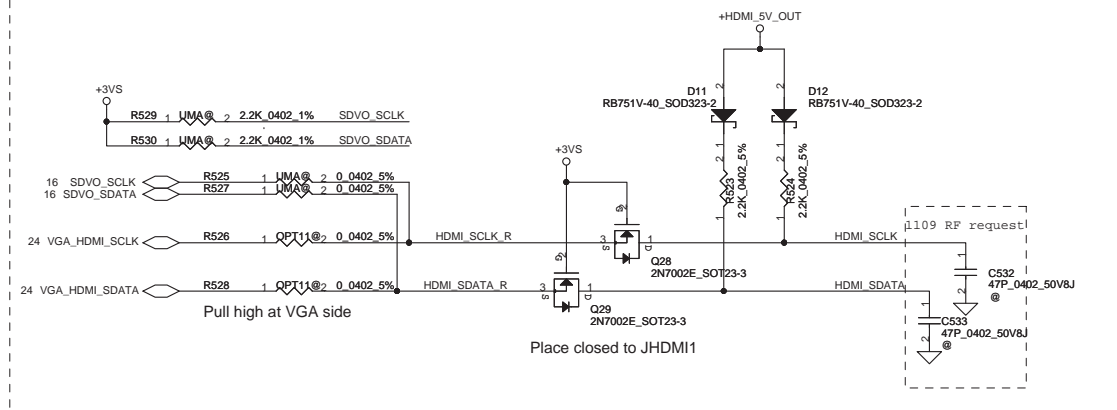


UMA 680_0402_5%
DIS 499_0402_1%



Optimus 1.1 Option Component

R515	2	OPT11@ 499_0402_1%
R516	2	OPT11@ 499_0402_1%
R517	2	OPT11@ 499_0402_1%
R518	2	OPT11@ 499_0402_1%
R519	2	OPT11@ 499_0402_1%
R520	2	OPT11@ 499_0402_1%
R521	2	OPT11@ 499_0402_1%
R522	2	OPT11@ 499_0402_1%

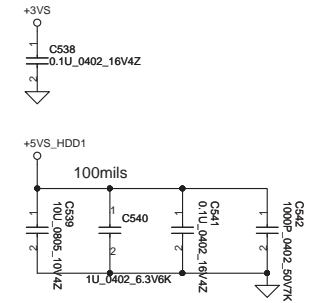
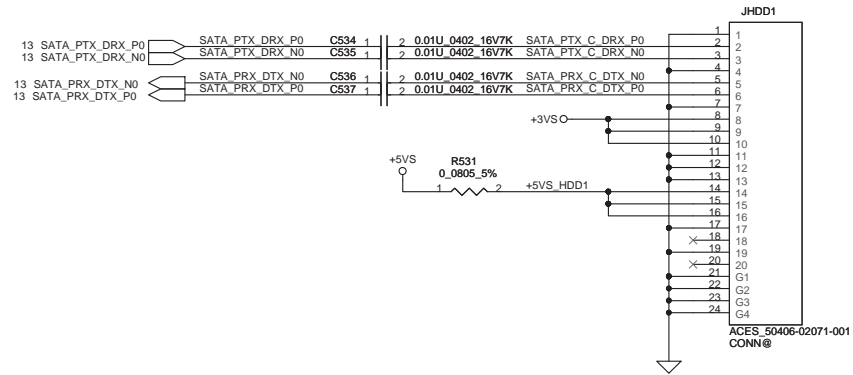


Security Classification	Compal Secret Data	
Issued Date	2010/09/28	Deciphered Date
		2011/09/28
THIS SHEET OF ENGINEERING DRAWING IS THE PROPRIETARY PROPERTY OF COMPAL ELECTRONICS, INC. AND CONTAINS CONFIDENTIAL AND TRADE SECRET INFORMATION. THIS SHEET MAY NOT BE TRANSFERRED FROM THE CUSTODY OF THE COMPETENT DIVISION OF R&D DEPARTMENT EXCEPT AS AUTHORIZED BY COMPAL ELECTRONICS, INC. NEITHER THIS SHEET NOR THE INFORMATION IT CONTAINS MAY BE USED BY OR DISCLOSED TO ANY THIRD PARTY WITHOUT PRIOR WRITTEN CONSENT OF COMPAL ELECTRONICS, INC.		

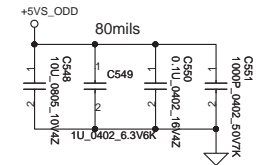
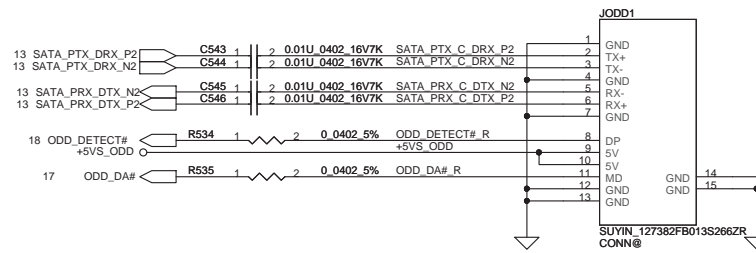
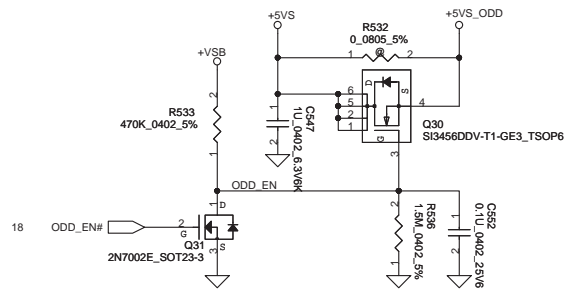
Title		Compal Electronics, Inc.	
		SCHEMATIC, MB LA-7231P	
Size	Document Number	Rev	
Custom	4019BL	B	
Date:	Friday, March 04, 2011	Sheet	33 of 57

SATA HDD1 Conn.

CL 4.0 mm



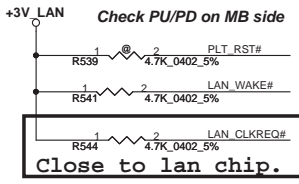
SATA ODD Conn.



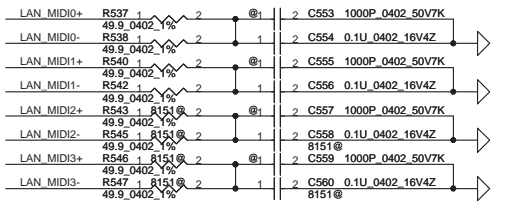
Security Classification	Compal Secret Data		Compal Electronics, Inc.	
Issued Date	2010/09/28	Deciphered Date	2011/09/28	Title
THIS SHEET OF ENGINEERING DRAWING IS THE PROPRIETARY PROPERTY OF COMPAL ELECTRONICS, INC. AND CONTAINS CONFIDENTIAL AND TRADE SECRET INFORMATION. THIS SHEET MAY NOT BE TRANSFERRED FROM THE CUSTODY OF THE COMPETENT DIVISION OF R&D DEPARTMENT EXCEPT AS AUTHORIZED BY COMPAL ELECTRONICS, INC. NEITHER THIS SHEET NOR THE INFORMATION IT CONTAINS MAY BE USED BY OR DISCLOSED TO ANY THIRD PARTY WITHOUT PRIOR WRITTEN CONSENT OF COMPAL ELECTRONICS, INC.				SCHEMATIC, MB LA-7231P
				Size
				Custom
				4019BL
				Rev
				B
				Date: Friday, March 04, 2011
				Sheet 34 of 57

Power On strapping

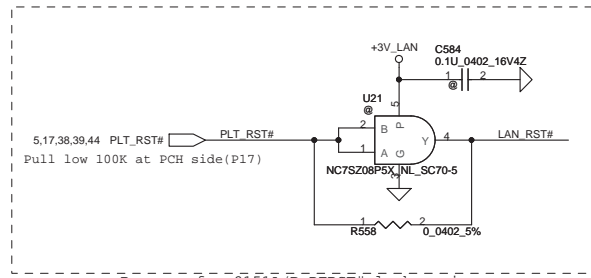
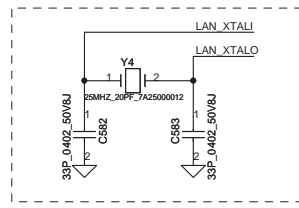
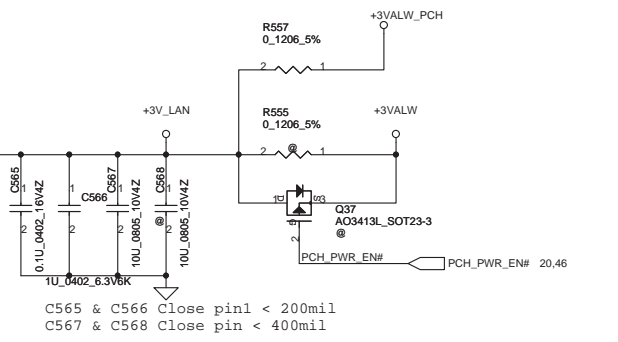
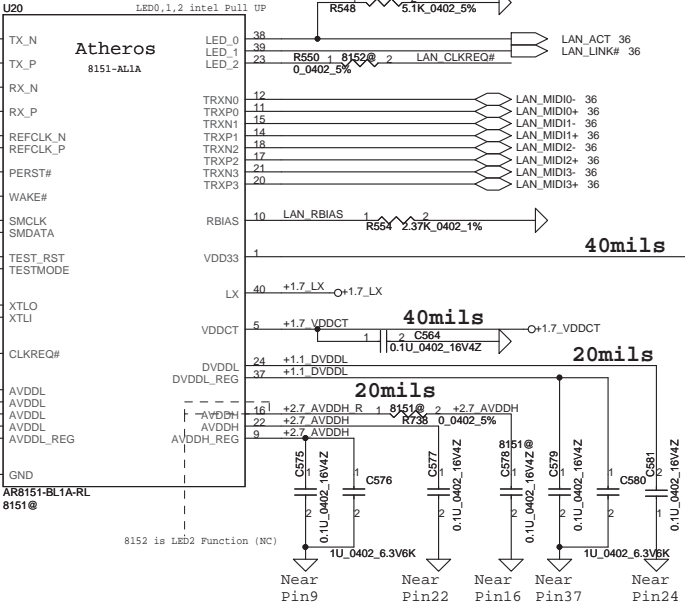
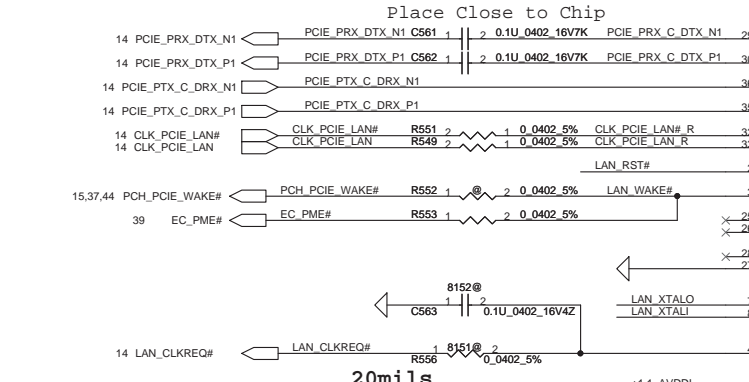
Pin	Description	Chip Default
LED0	H:Over Clock Enable L:Over Clock Disable*	H
LED1	H:SWR Switch mode regulator Select AR8151 Pin39 * H: switch regulator applied. L: switch regulator isn't applied. AR8152, Pin23 is CLKREQ	AR8151-BL1A applies switch mode regulator.



Place Close to LAN chip



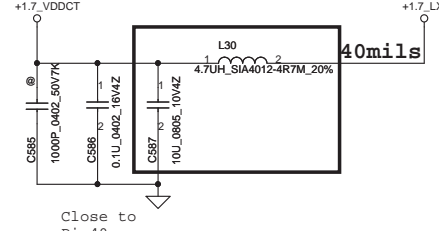
Note 1 : 8152 no mount MDI3+, MDI3-, MDI2-, MDI2+ resistor and cap
Note 2 : C553, C555, C557, C559 reserved for EMI.



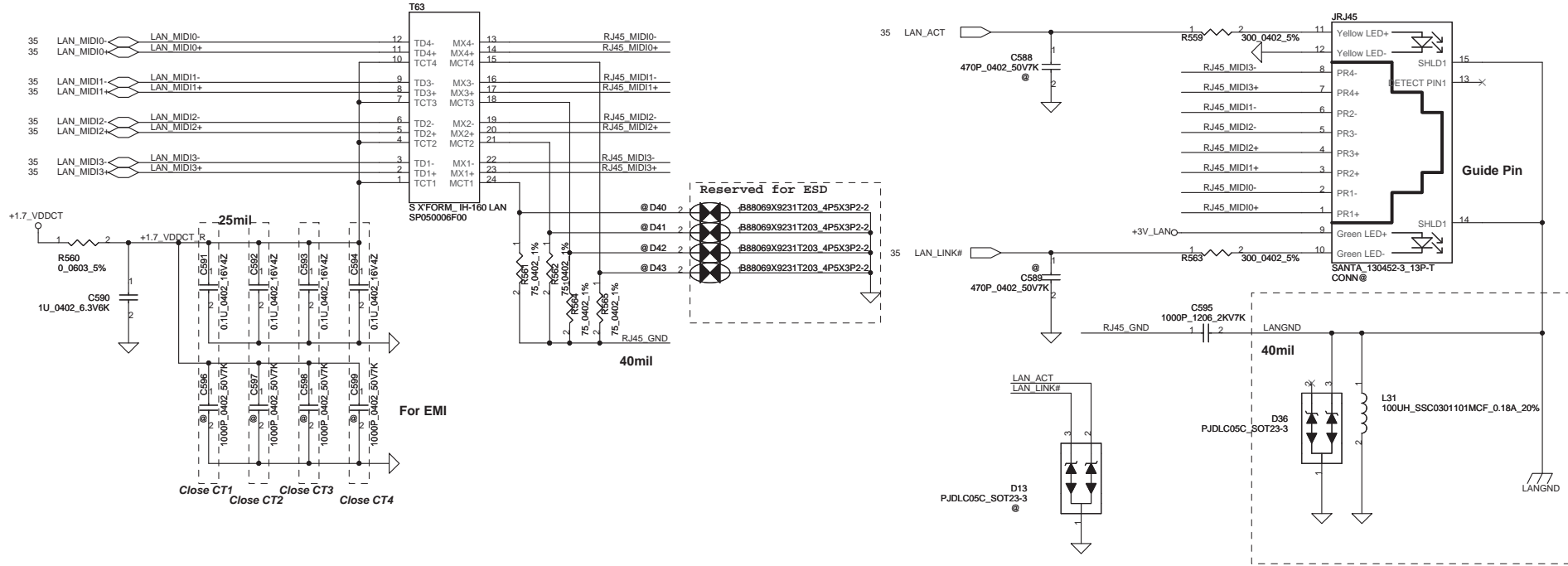
Reserve for 8151A/B PERST# leakage issue

	Configure			Configure	
	Pin4	R556	C563	Pin23	R550
AR8152	VDDCT_REG	*		CLKREQn	*
AR8151	CLKREQn	*		LED[2]	

Note: Place Close to LAN chip
L2 DCR < 0.15 ohm
Rate current > 1A

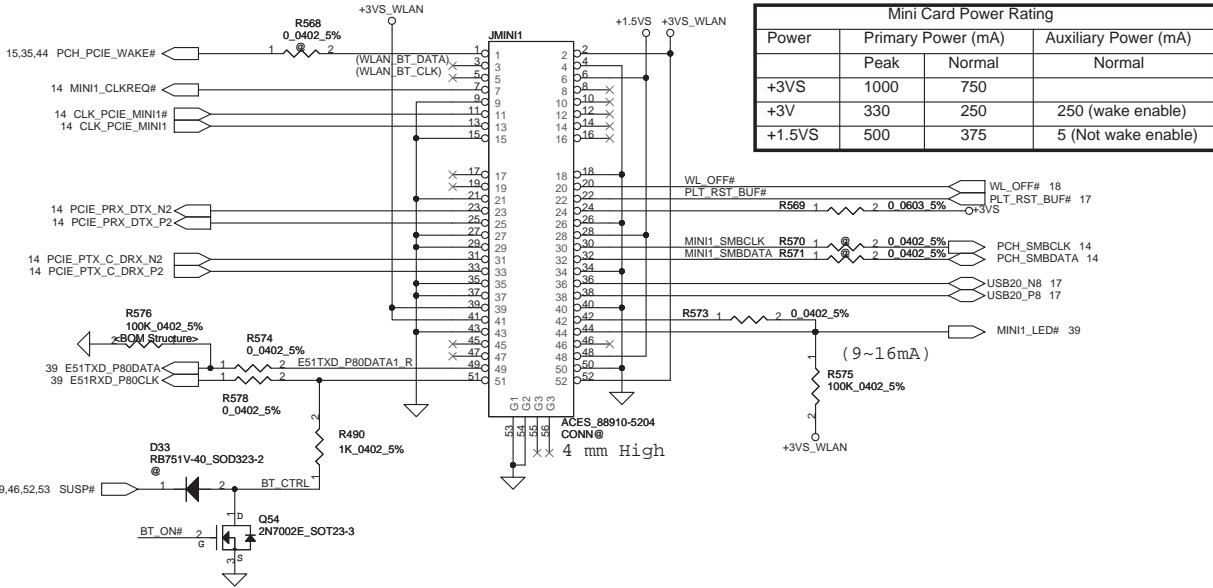
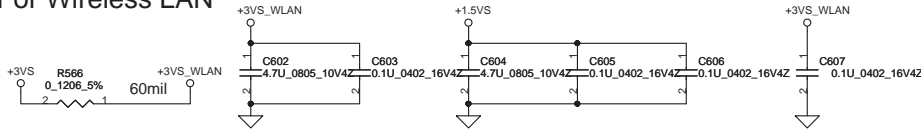


BH GS5009-E
 <SP050006B10>
 TAIMAG IH-160
 <SP050006F00>

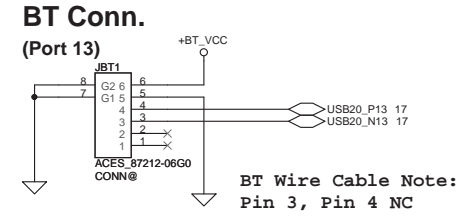
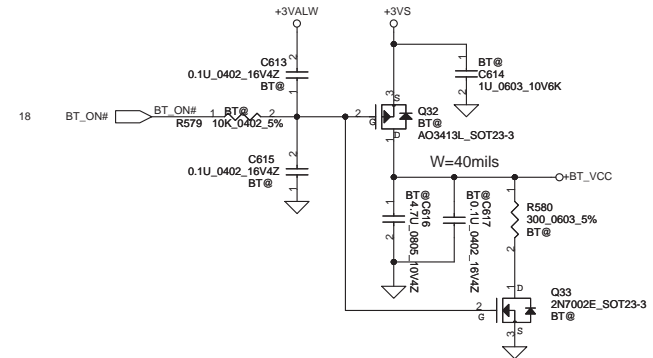
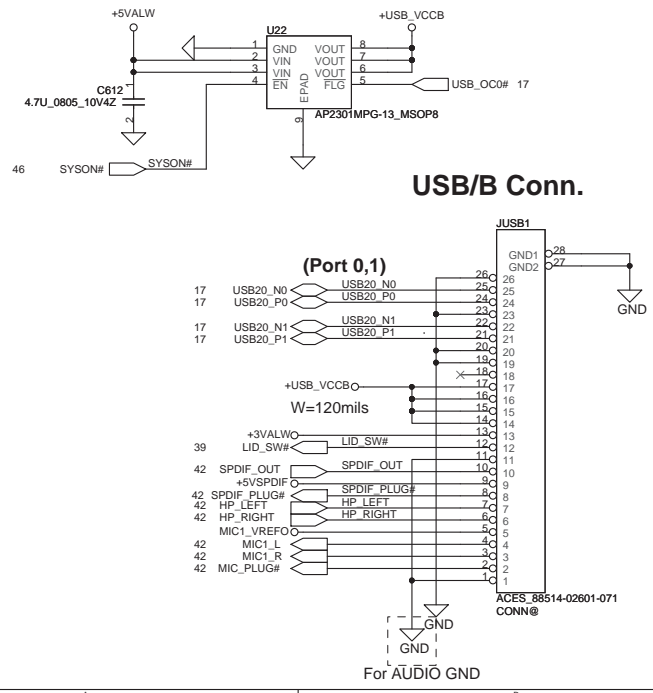
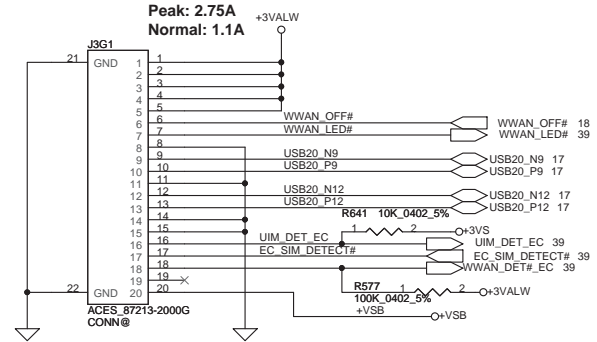


Security Classification	Compal Secret Data		Compal Electronics, Inc.	
Issued Date	2010/09/28	Deciphered Date	2011/09/28	Title
THIS SHEET OF ENGINEERING DRAWING IS THE PROPRIETARY PROPERTY OF COMPAL ELECTRONICS, INC. AND CONTAINS CONFIDENTIAL AND TRADE SECRET INFORMATION. THIS SHEET MAY NOT BE TRANSFERRED FROM THE CUSTODY OF THE COMPETENT DIVISION OF R&D DEPARTMENT EXCEPT AS AUTHORIZED BY COMPAL ELECTRONICS, INC. NEITHER THIS SHEET NOR THE INFORMATION IT CONTAINS MAY BE USED BY OR DISCLOSED TO ANY THIRD PARTY WITHOUT PRIOR WRITTEN CONSENT OF COMPAL ELECTRONICS, INC.				Size Custom Document Number 4019BL
Date:	Friday, March 04, 2011	Sheet	36 of 57	Rev B

For Wireless LAN



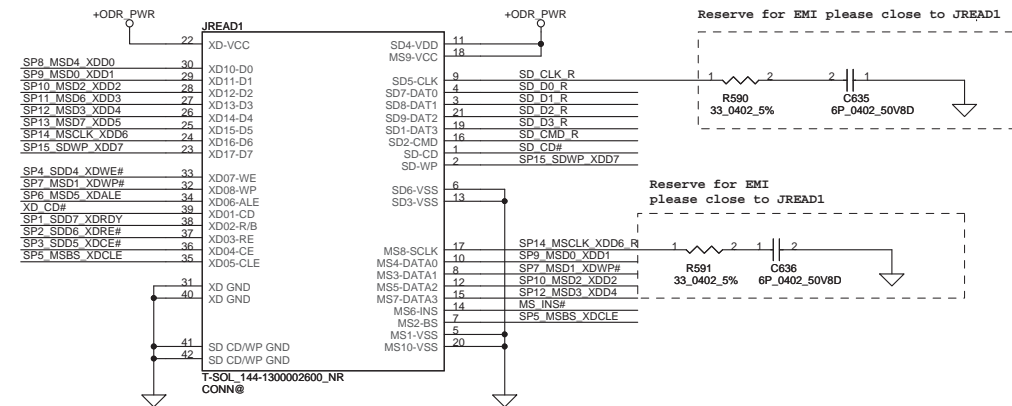

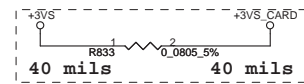
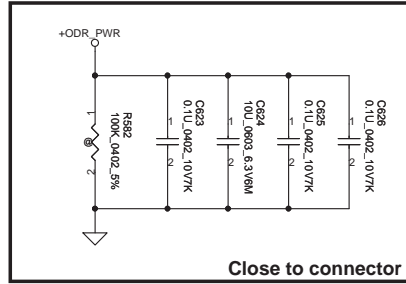
For 3G / GPS To 3G Module Connect



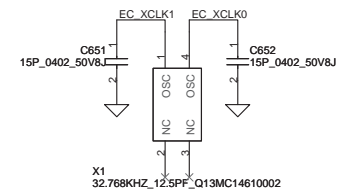
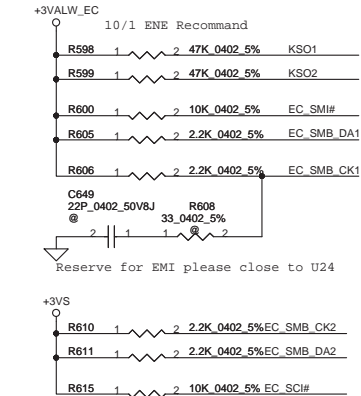
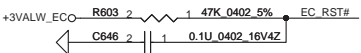
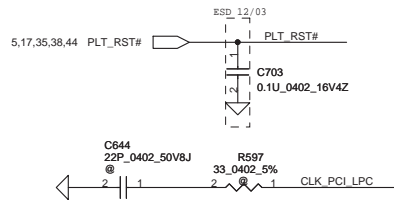
BT Wire Cable Note:
Pin 3, Pin 4 NC

Security Classification	Compal Secret Data			Compal Electronics, Inc.	
Issued Date	2010/09/28	Deciphered Date	2011/09/28	Title SCHEMATIC, MB LA-7231P	
THIS SHEET OF ENGINEERING DRAWING IS THE PROPRIETARY PROPERTY OF COMPAL ELECTRONICS, INC. AND CONTAINS CONFIDENTIAL AND TRADE SECRET INFORMATION. THIS SHEET MAY NOT BE TRANSFERRED FROM THE CUSTODY OF THE COMPETENT DIVISION OF R&D DEPARTMENT EXCEPT AS AUTHORIZED BY COMPAL ELECTRONICS, INC. NEITHER THIS SHEET NOR THE INFORMATION IT CONTAINS MAY BE USED BY OR DISCLOSED TO ANY THIRD PARTY WITHOUT PRIOR WRITTEN CONSENT OF COMPAL ELECTRONICS, INC.				Size Custom 4019BL	Rev B
Date:	Friday, March 04, 2011	Sheet	37	of 57	

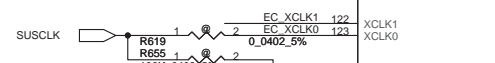
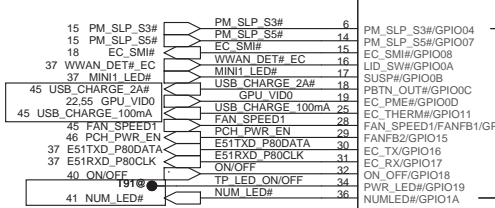
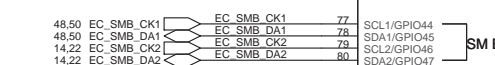

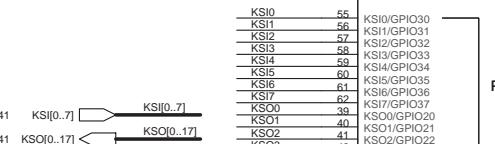
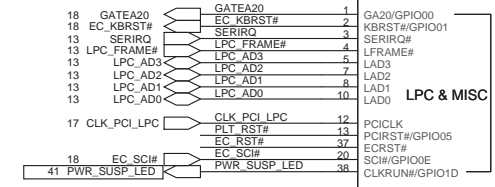
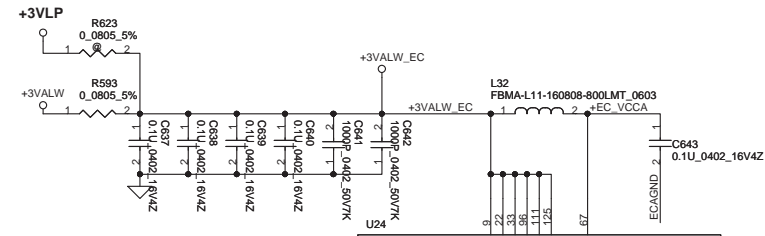
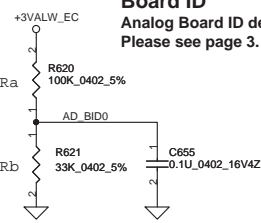
Card Reader



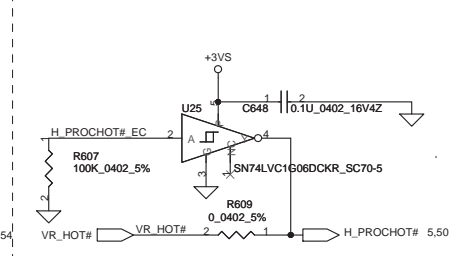
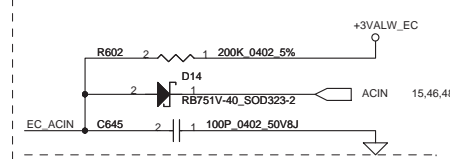
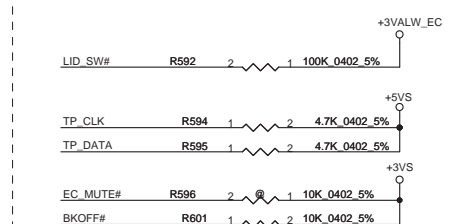

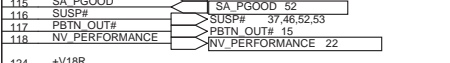
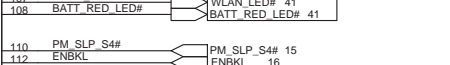
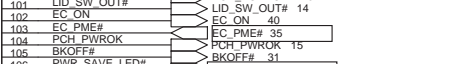
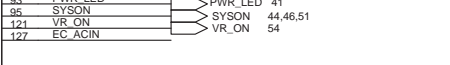
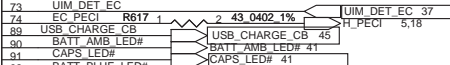
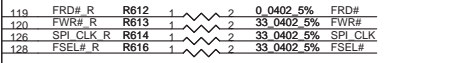
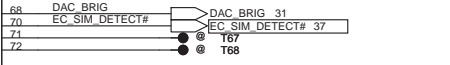
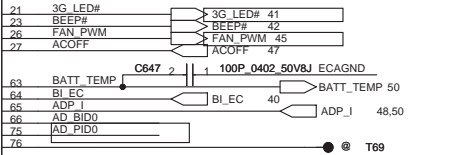
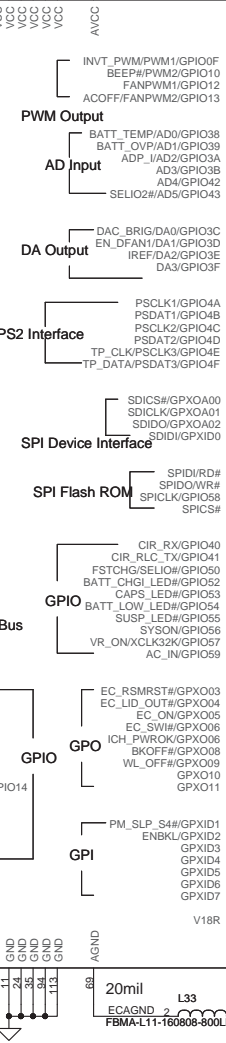
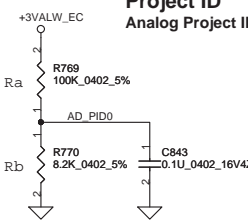
Security Classification		Compal Secret Data		Compal Electronics, Inc.	
Issued Date	2010/09/28	Deciphered Date	2011/09/28	Title	
THIS SHEET OF ENGINEERING DRAWING IS THE PROPRIETARY PROPERTY OF COMPAL ELECTRONICS, INC. AND CONTAINS CONFIDENTIAL AND TRADE SECRET INFORMATION. THIS SHEET MAY NOT BE TRANSFERRED FROM THE CUSTODY OF THE COMPETENT DIVISION OF R&D DEPARTMENT EXCEPT AS AUTHORIZED BY COMPAL ELECTRONICS, INC. NEITHER THIS SHEET NOR THE INFORMATION IT CONTAINS MAY BE USED BY OR DISCLOSED TO ANY THIRD PARTY WITHOUT PRIOR WRITTEN CONSENT OF COMPAL ELECTRONICS, INC.				Schematic, MB LA-7231P	
Size	Document Number	Rev			
Custom	4019BL	B			
Date:	Friday, March 04, 2011	Sheet	38	of	57



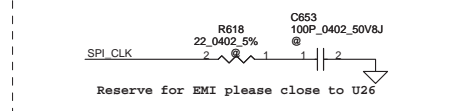
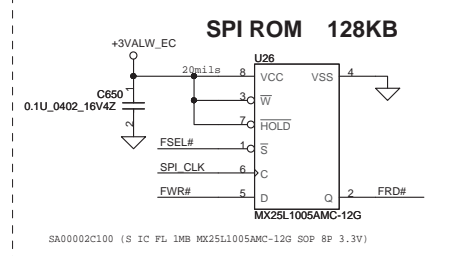
Board ID
Analog Board ID definition,
Please see page 3.



Project ID
Analog Project ID definition,

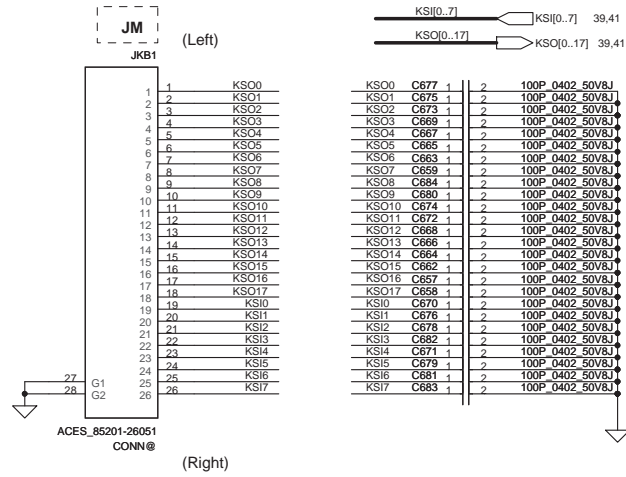


Latest design guide suggest change UE4 to 74LVC1G06.

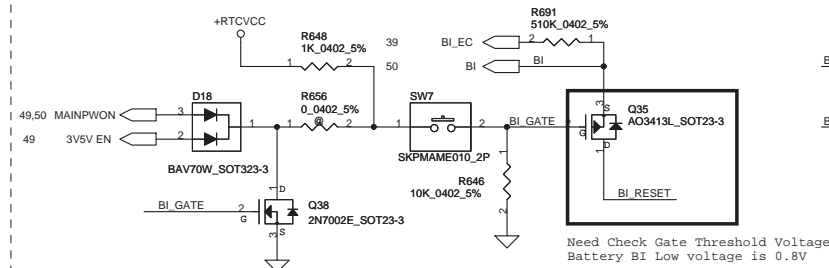


Security Classification	Compal Secret Data		Title	
Issued Date	2010/09/28	Deciphered Date	2011/09/28	SCHEMATIC, MB LA-7231P
<p>THIS SHEET OF ENGINEERING DRAWING IS THE PROPRIETARY PROPERTY OF COMPAL ELECTRONICS, INC. AND CONTAINS CONFIDENTIAL AND TRADE SECRET INFORMATION. THIS SHEET MAY NOT BE TRANSFERRED FROM THE CUSTODY OF THE COMPETENT DIVISION OF R&D DEPARTMENT EXCEPT AS AUTHORIZED BY COMPAL ELECTRONICS, INC. NEITHER THIS SHEET NOR THE INFORMATION IT CONTAINS MAY BE USED BY OR DISCLOSED TO ANY THIRD PARTY WITHOUT PRIOR WRITTEN CONSENT OF COMPAL ELECTRONICS, INC.</p>				
Size	Customer	Document Number	Rev	Rev
Date:	4019BL	4019BL	B	B
Friday, March 04, 2011			Sheet	39 of 57

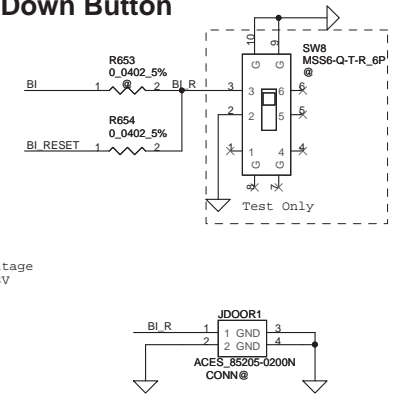
INT_KBD Conn.



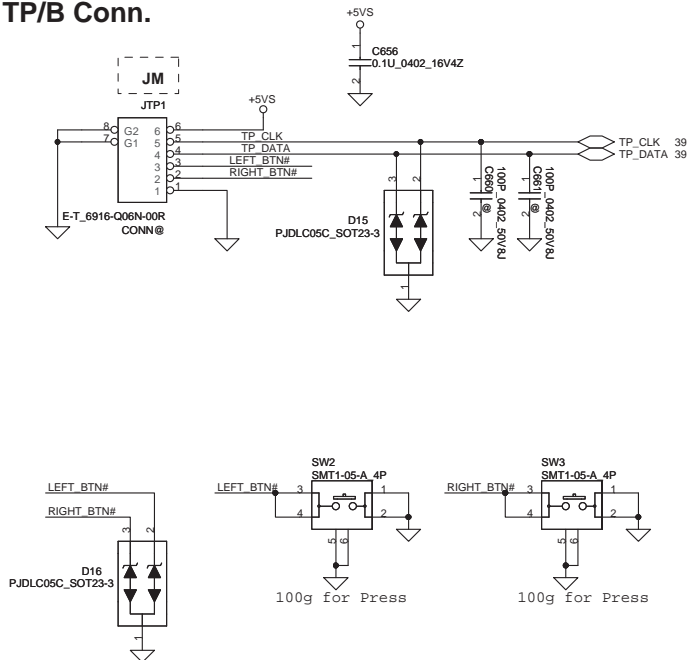
Reset Button



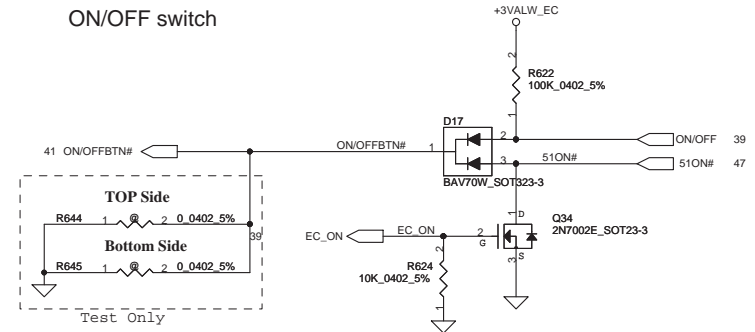
D-Door Battery Power Down Button



To TP/B Conn.



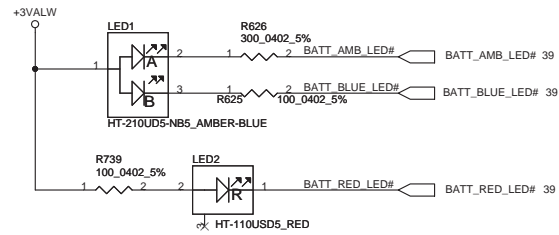
Power Button



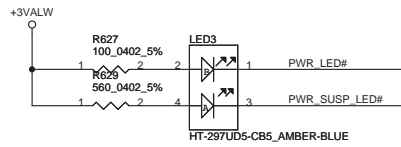
Security Classification	Compal Secret Data		Compal Electronics, Inc.	
Issued Date	2010/09/28	Deciphered Date	2011/09/28	Title
				SCHEMATIC, MB LA-7231P
THIS SHEET OF ENGINEERING DRAWING IS THE PROPRIETARY PROPERTY OF COMPAL ELECTRONICS, INC. AND CONTAINS CONFIDENTIAL AND TRADE SECRET INFORMATION. THIS SHEET MAY NOT BE TRANSFERRED FROM THE CUSTODY OF THE COMPETENT DIVISION OF R&D DEPARTMENT EXCEPT AS AUTHORIZED BY COMPAL ELECTRONICS, INC. NEITHER THIS SHEET NOR THE INFORMATION IT CONTAINS MAY BE USED BY OR DISCLOSED TO ANY THIRD PARTY WITHOUT PRIOR WRITTEN CONSENT OF COMPAL ELECTRONICS, INC.				Size Custom 4019BL
Date:	Friday, March 04, 2011	Sheet	40	of 57

Battery LED

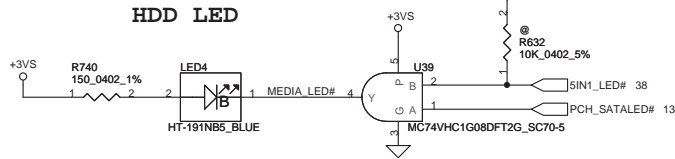
Side View LED with Blue/Amber/Red Color



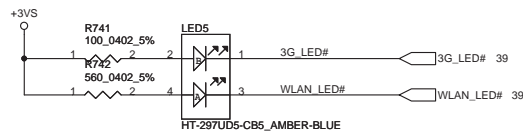
Power LED



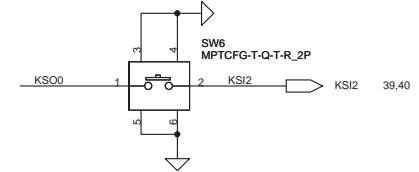
HDD LED



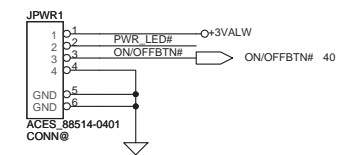
3G/Wireless LED



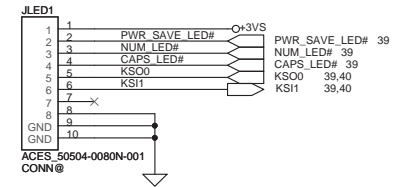
Battery Indicator BTN



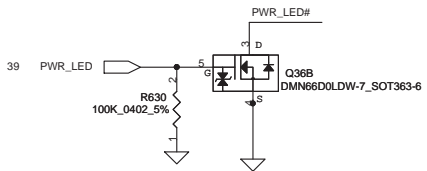
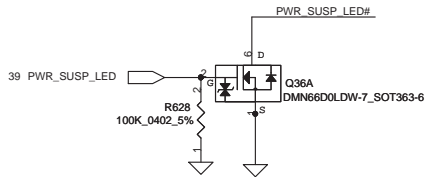
PWR/B



FUN Board



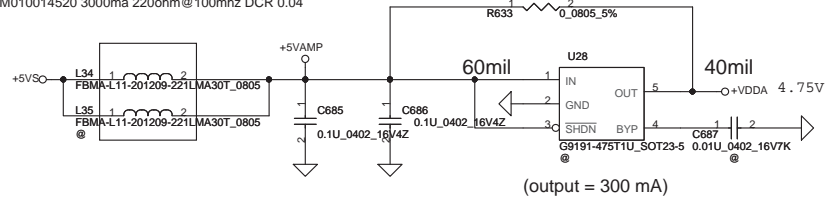
	KSO0
KSI1	PWR SAVE BTN#
KSI2	Battery ID BTN#



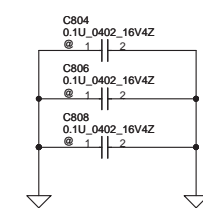
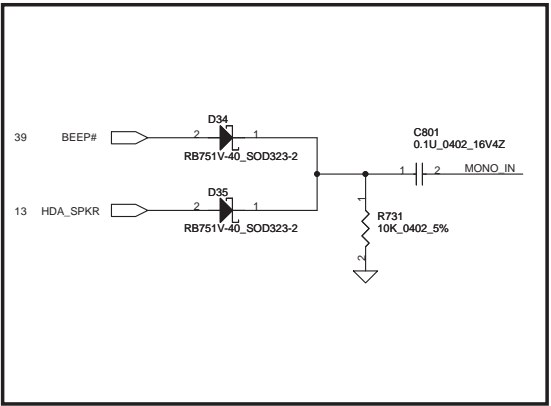
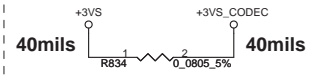
LED Status	Power/SUS		Battery		3G/WLAN		BlueTooth	ACIN
	ON	SUS	Full	Charge	3G	WLAN		
	Blue	Amber	Blue	Amber	Blue	Amber		

Security Classification	Compal Secret Data			Compal Electronics, Inc.	
Issued Date	2010/09/28	Deciphered Date	2011/09/28	Title SCHEMATIC, MB LA-7231P	
THIS SHEET OF ENGINEERING DRAWING IS THE PROPRIETARY PROPERTY OF COMPAL ELECTRONICS, INC. AND CONTAINS CONFIDENTIAL AND TRADE SECRET INFORMATION. THIS SHEET MAY NOT BE TRANSFERRED FROM THE CUSTODY OF THE COMPETENT DIVISION OF R&D DEPARTMENT EXCEPT AS AUTHORIZED BY COMPAL ELECTRONICS, INC. NEITHER THIS SHEET NOR THE INFORMATION IT CONTAINS MAY BE USED BY OR DISCLOSED TO ANY THIRD PARTY WITHOUT PRIOR WRITTEN CONSENT OF COMPAL ELECTRONICS, INC.				Size Custom	Document Number 4019BL
				Date	Friday, March 04, 2011
				Sheet	41 of 57

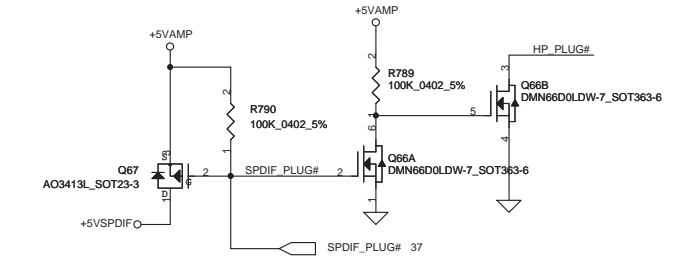
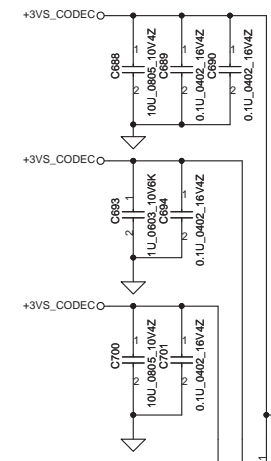
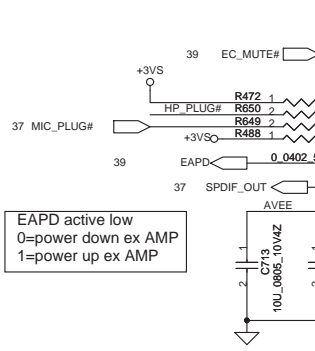
SM010014520 3000ma 220ohm@100mhz DCR 0.04



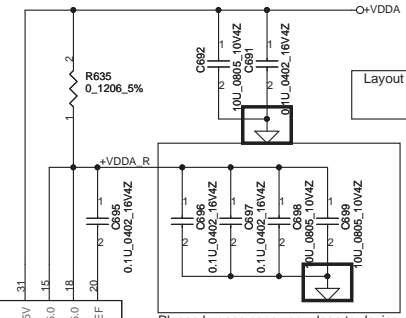
Modify R02
Add R834 between +3VS and +3VS_Codec.
change power from +3VS to +3VS_CODEC.



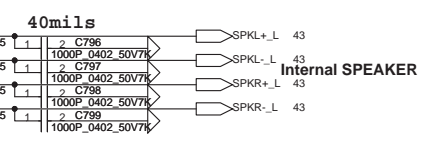

EAPD active low
0=power down ex AMP
1=power up ex AMP



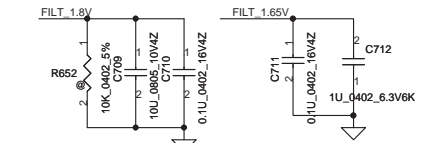
Layout Note: Path from +5VS to LPWR_5.0
RPWR_5.0 must be very low
resistance (<0.01 ohms)



Please bypass caps very close to device.

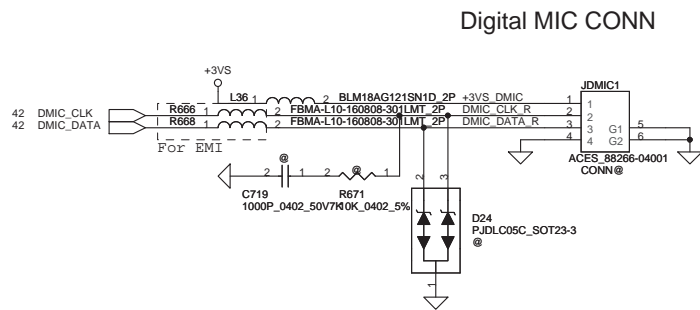


INTERNAL SPEAKER

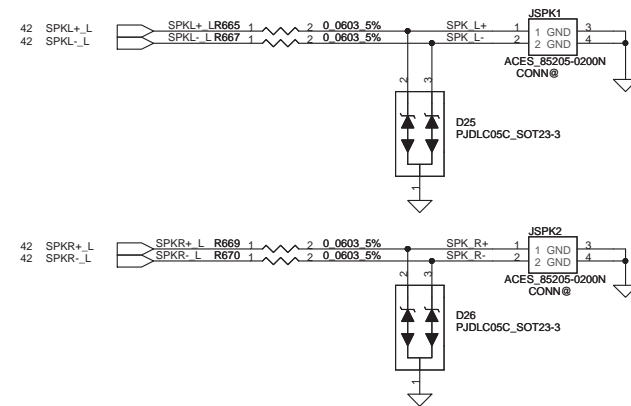


AVDD_3.3 pin is output of
internal LDO. Do NOT connect
to external supply.

Security Classification	Compal Secret Data		Compal Electronics, Inc.	
Issued Date	2010/09/28	Deciphered Date	2011/09/28	Title
THIS SHEET OF ENGINEERING DRAWING IS THE PROPRIETARY PROPERTY OF COMPAL ELECTRONICS, INC. AND CONTAINS CONFIDENTIAL AND TRADE SECRET INFORMATION. THIS SHEET MAY NOT BE TRANSFERRED FROM THE CUSTODY OF THE COMPETENT DIVISION OF R&D DEPARTMENT EXCEPT AS AUTHORIZED BY COMPAL ELECTRONICS, INC. NEITHER THIS SHEET NOR THE INFORMATION IT CONTAINS MAY BE USED BY OR DISCLOSED TO ANY THIRD PARTY WITHOUT PRIOR WRITTEN CONSENT OF COMPAL ELECTRONICS, INC.				SCHEMATIC, MB LA-7231P Size: Document Number Custom: 4019BL Date: Friday, March 04, 2011 Sheet: 42 of 57

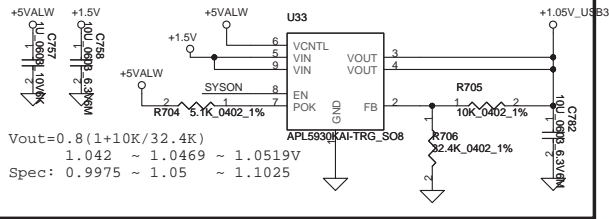


Int. Speaker Conn.

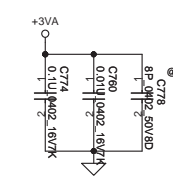


Security Classification		Compal Secret Data		Compal Electronics, Inc.	
Issued Date	2010/09/28	Deciphered Date	2011/09/28	Title	
THIS SHEET OF ENGINEERING DRAWING IS THE PROPRIETARY PROPERTY OF COMPAL ELECTRONICS, INC. AND CONTAINS CONFIDENTIAL AND TRADE SECRET INFORMATION. THIS SHEET MAY NOT BE TRANSFERRED FROM THE CUSTODY OF THE COMPETENT DIVISION OF R&D DEPARTMENT EXCEPT AS AUTHORIZED BY COMPAL ELECTRONICS, INC. NEITHER THIS SHEET NOR THE INFORMATION IT CONTAINS MAY BE USED BY OR DISCLOSED TO ANY THIRD PARTY WITHOUT PRIOR WRITTEN CONSENT OF COMPAL ELECTRONICS, INC.				SCHEMATIC, MB LA-7231P	
				Size	Document Number
Date:	Friday, March 04, 2011	Sheet	43	of	57

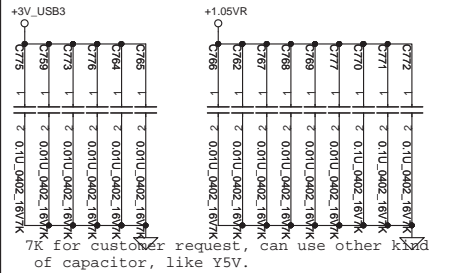
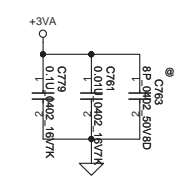
+1.5V to +1.05V Transfer



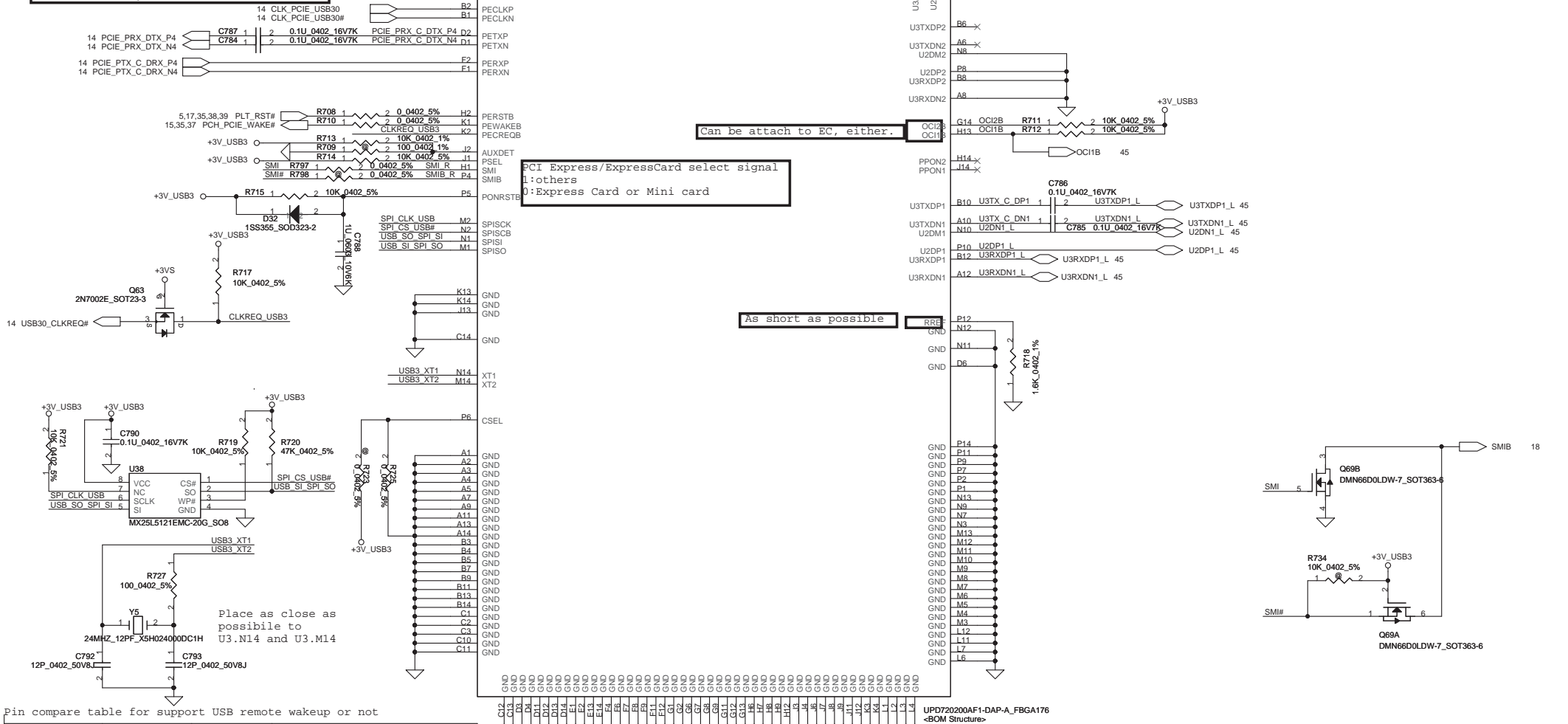
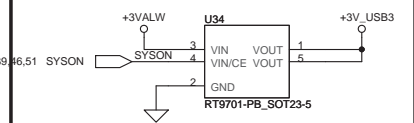
Close to U3.D7



Close to U3.P13



+3VALW to +3V Transfer



Pin compare table for support USB remote wakeup or not

	AUXDET(Pin J2)	CSEL(Pin P6)	CLK
Support USB remote wakeup	pull high 10k to VDD33	Tied to GND	Must use 24MHz crystal: mount Y1,R19,C40,C41
Not support USB remote wakeup		pull high to VDD33	Can use either 48MHz or 24MHz When use 48MHz clock: mount R22,R25

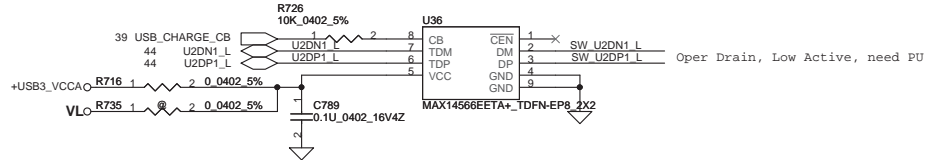
P/N: SA000048H10
 (S IC UPD720200AF1-DAP-A FBGA 176P USB3.0)

Security Classification	Compal Secret Data	
Issued Date	2010/09/28	Deciphered Date
		2011/09/28

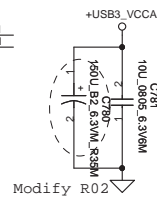
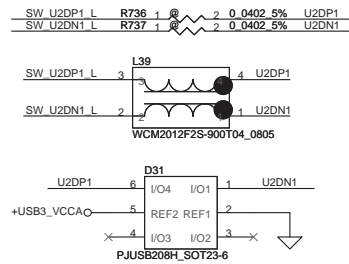
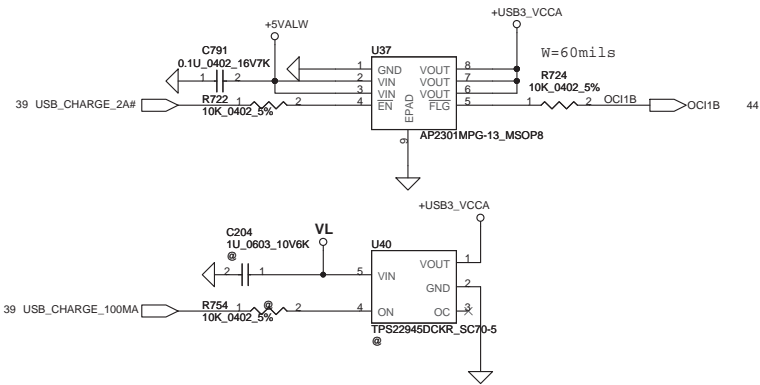
THIS SHEET OF ENGINEERING DRAWING IS THE PROPRIETARY PROPERTY OF COMPAL ELECTRONICS, INC. AND CONTAINS CONFIDENTIAL AND TRADE SECRET INFORMATION. THIS SHEET MAY NOT BE TRANSMITTED FROM THE CUSTODY OF THE COMPETENT DIVISION OF R&D DEPARTMENT EXCEPT AS AUTHORIZED BY COMPAL ELECTRONICS, INC. NEITHER THIS SHEET NOR THE INFORMATION IT CONTAINS MAY BE USED BY OR DISCLOSED TO ANY THIRD PARTY WITHOUT PRIOR WRITTEN CONSENT OF COMPAL ELECTRONICS, INC.

Compal Electronics, Inc.		
Title	SCHEMATIC, MB LA-7231P	
Size	Document Number	Rev
Customer	4019BL	B
Date:	Friday, March 04, 2011	Sheet 44 of 57

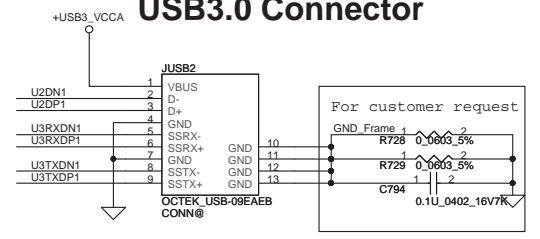
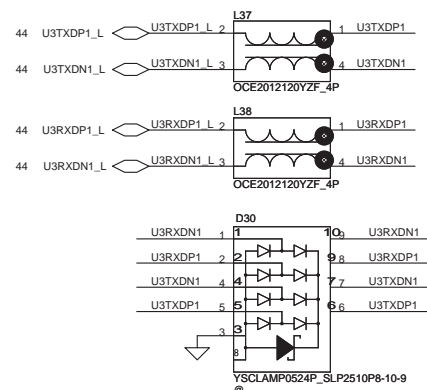
USB Host Charger



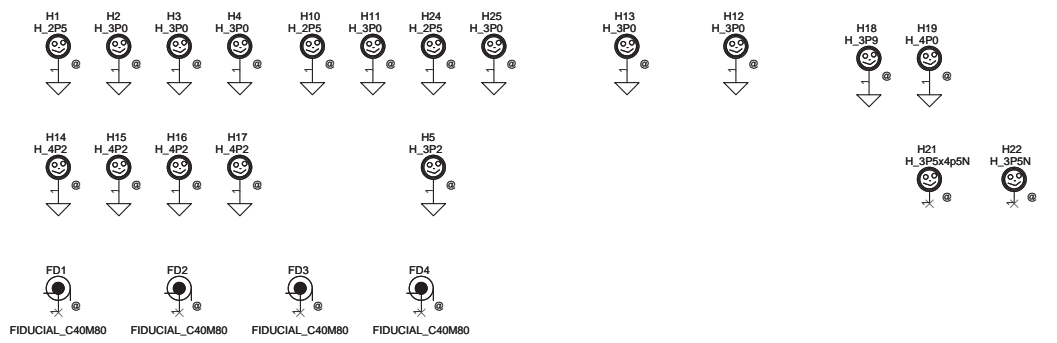
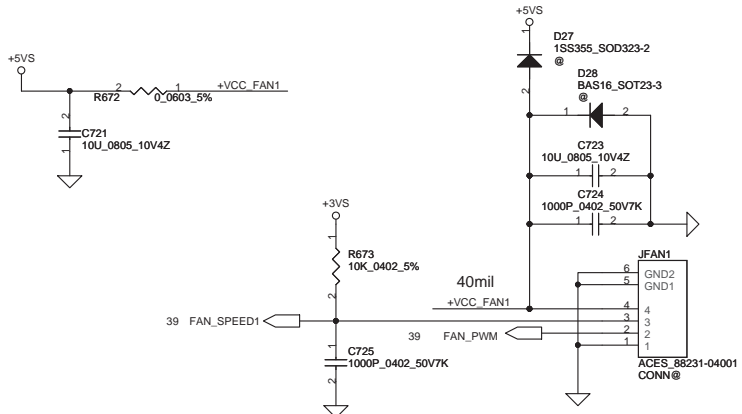
CB=0	Auto detection charger identification active
CB=1	Connect DP/DM to TDP/TDM



USB3.0 Connector

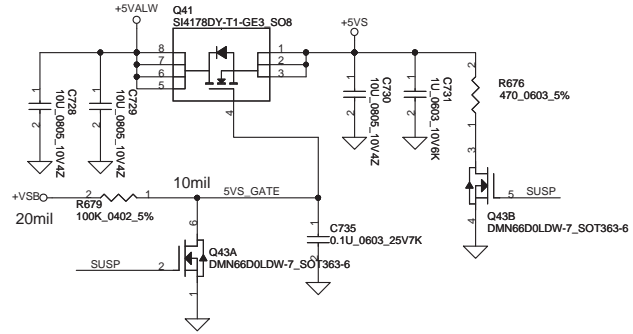


FAN1 Conn

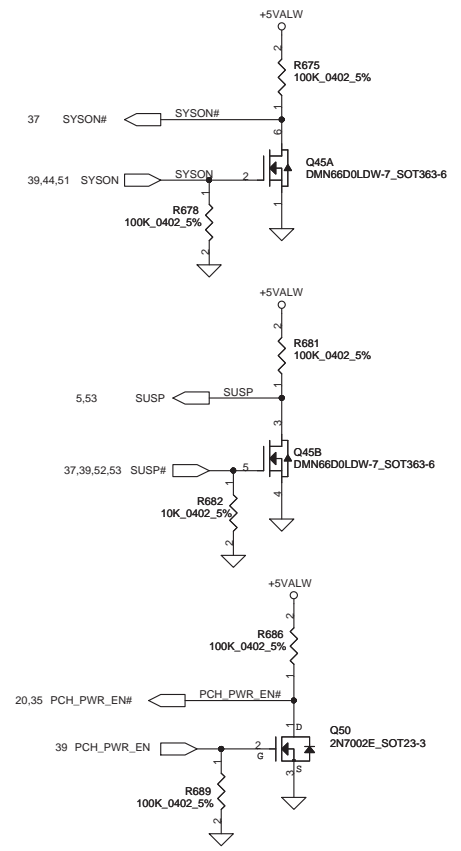
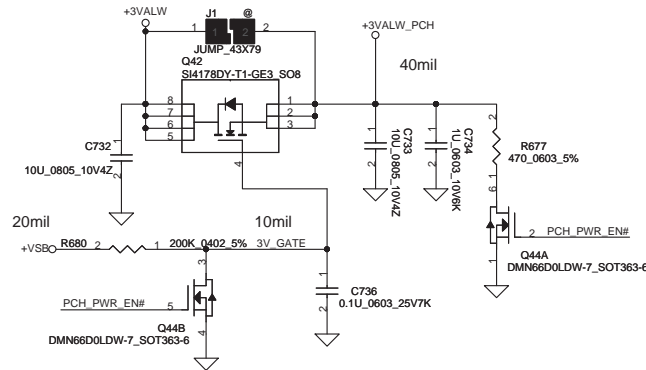


Security Classification	Compal Secret Data		Compal Electronics, Inc.	
Issued Date	2010/09/28	Deciphered Date	2011/09/28	Title
THIS SHEET OF ENGINEERING DRAWING IS THE PROPRIETARY PROPERTY OF COMPAL ELECTRONICS, INC. AND CONTAINS CONFIDENTIAL AND TRADE SECRET INFORMATION. THIS SHEET MAY NOT BE TRANSFERRED FROM THE CUSTODY OF THE COMPETENT DIVISION OF R&D DEPARTMENT EXCEPT AS AUTHORIZED BY COMPAL ELECTRONICS, INC. NEITHER THIS SHEET NOR THE INFORMATION IT CONTAINS MAY BE USED BY OR DISCLOSED TO ANY THIRD PARTY WITHOUT PRIOR WRITTEN CONSENT OF COMPAL ELECTRONICS, INC.				SCHEMATIC, MB LA-7231P
Size	Document Number	Rev		
Customer	4019BL	B		
Date:	Friday, March 04, 2011	Sheet	45	of 57

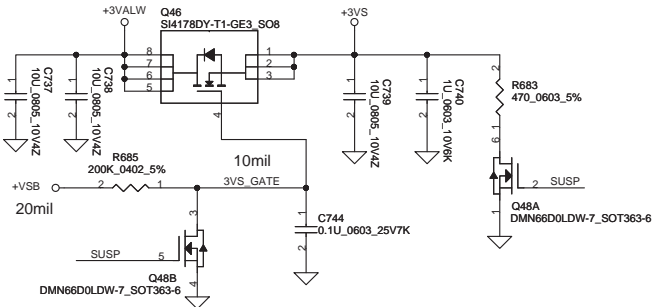
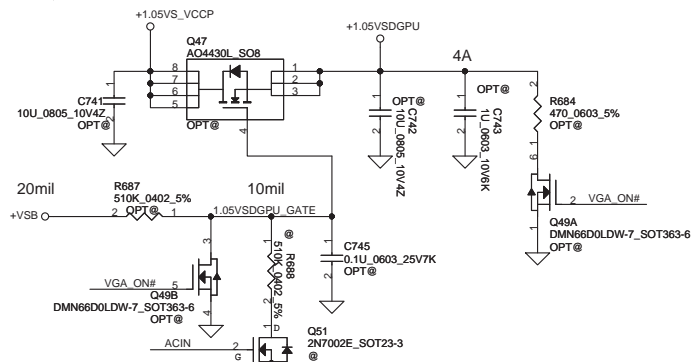
+5VALW TO +5VS



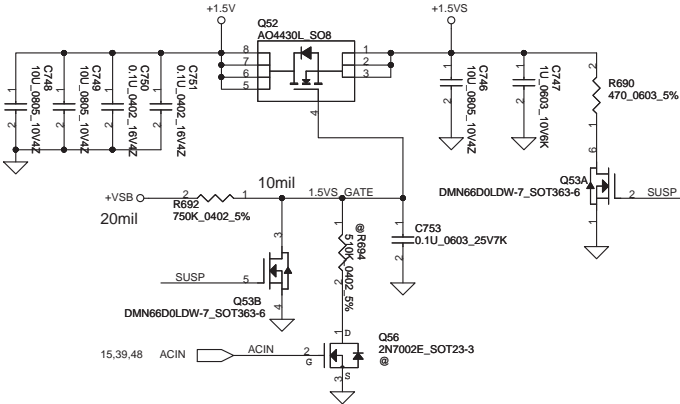
+3VALW TO +3VALW(PCH AUX Power)
Short J5 for PCH VCCSUS3.3



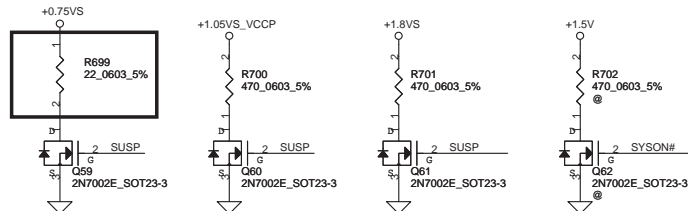
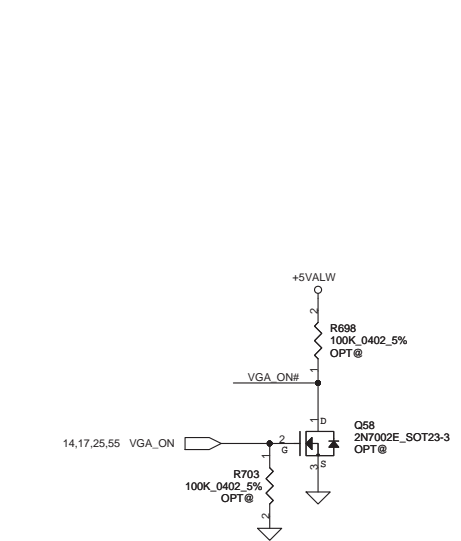
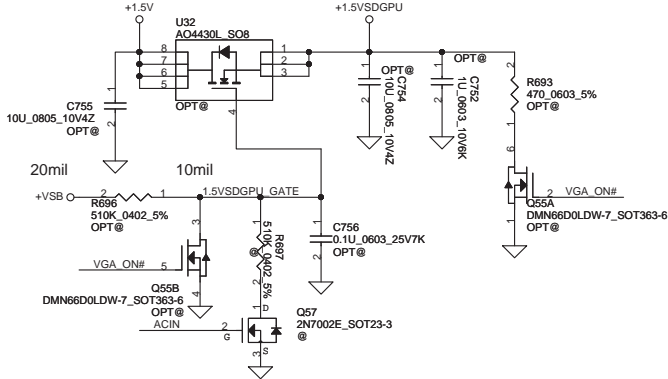
+1.05VS_VCCP to +1.05VSDGPU for GPU



+1.5V to +1.5VS

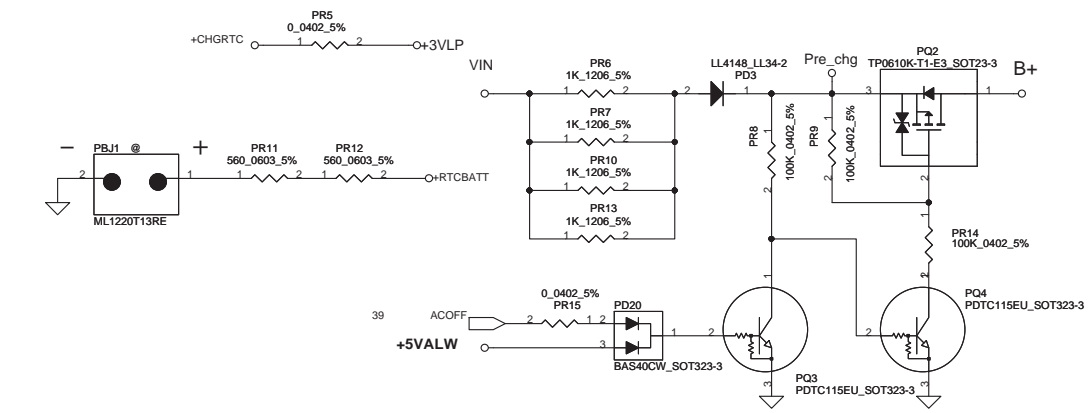
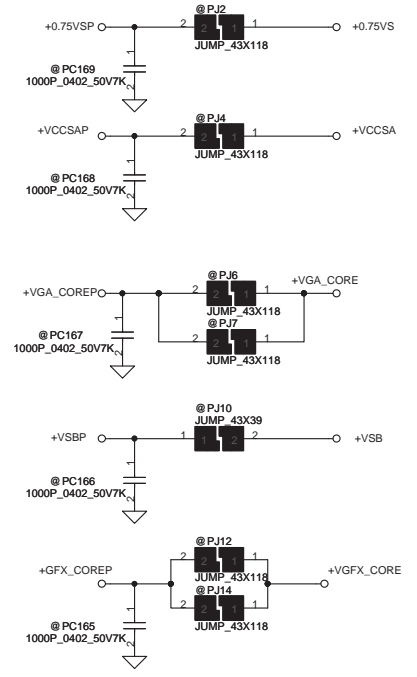
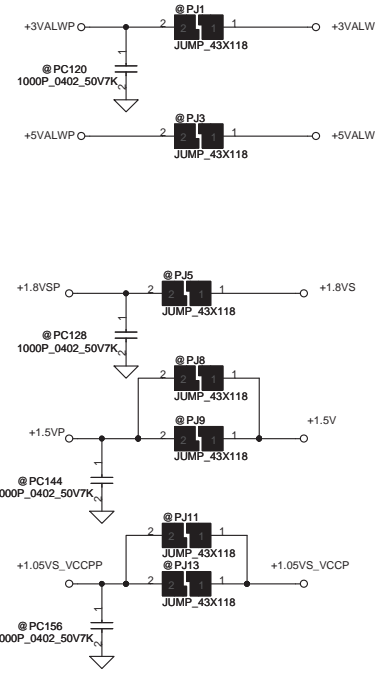
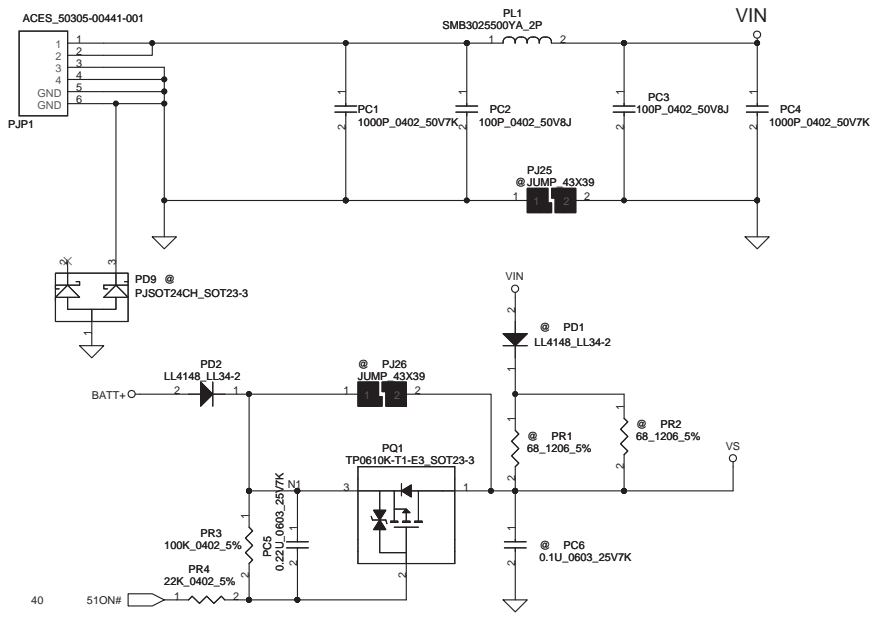


+1.5V to +1.5VSDGPU for GPU



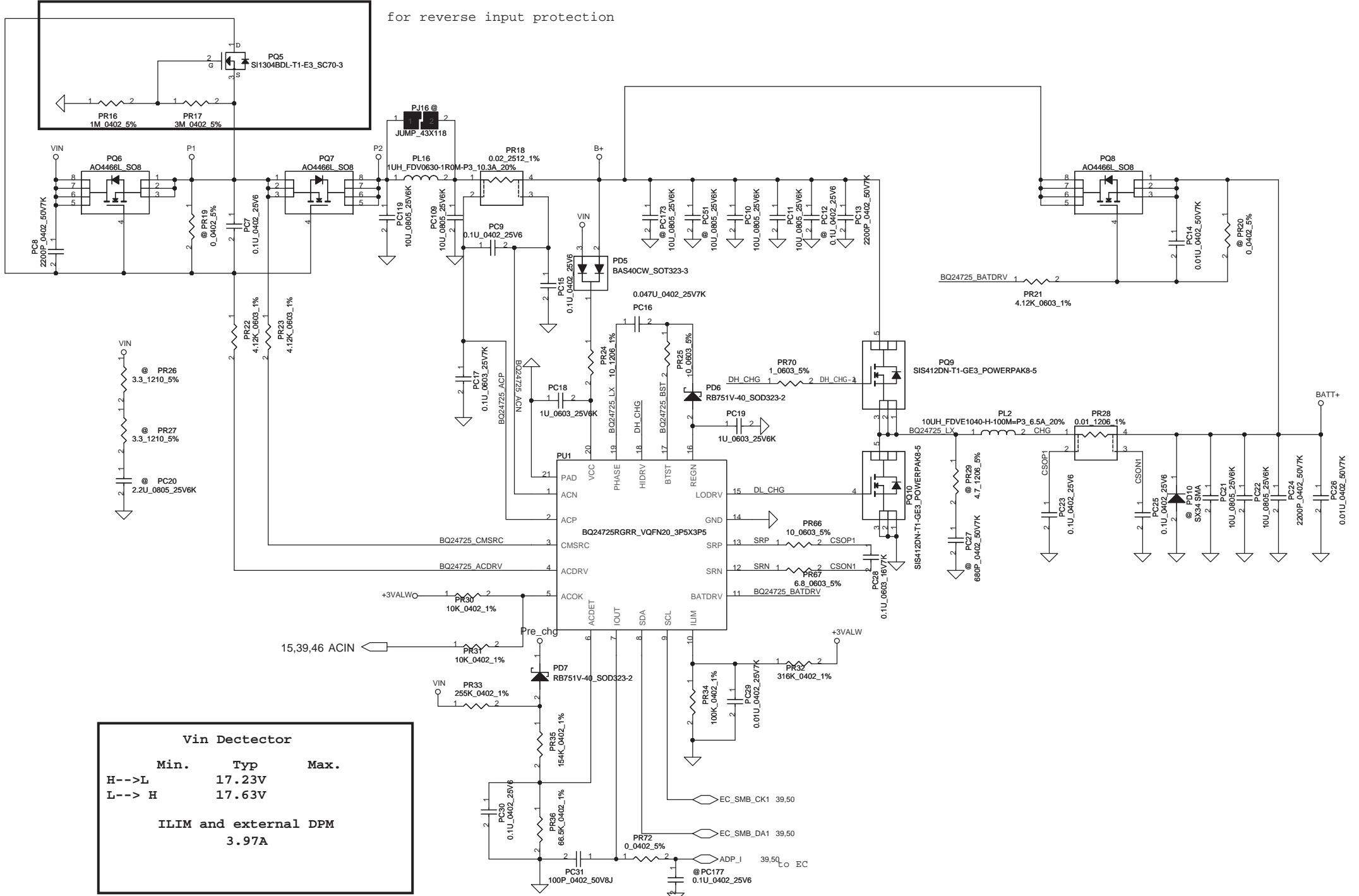
2009/08/14
CP_S3PowerReduction
WhitePaper_Rev0.9
0.75VS speed up discharge

Security Classification		Compal Secret Data		Compal Electronics, Inc.	
Issued Date	2010/09/28	Deciphered Date	2011/09/28	Title	
THIS SHEET OF ENGINEERING DRAWING IS THE PROPRIETARY PROPERTY OF COMPAL ELECTRONICS, INC. AND CONTAINS CONFIDENTIAL AND TRADE SECRET INFORMATION. THIS SHEET MAY NOT BE TRANSFERRED FROM THE CUSTODY OF THE COMPETENT DIVISION OF R&D DEPARTMENT EXCEPT AS AUTHORIZED BY COMPAL ELECTRONICS, INC. NEITHER THIS SHEET NOR THE INFORMATION IT CONTAINS MAY BE USED BY OR DISCLOSED TO ANY THIRD PARTY WITHOUT PRIOR WRITTEN CONSENT OF COMPAL ELECTRONICS, INC.				SCHEMATIC, MB LA-7231P	
Size	Document Number	Date		Sheet	Rev
Custom	4019BL	Friday, March 04, 2011		46	B
				of	57



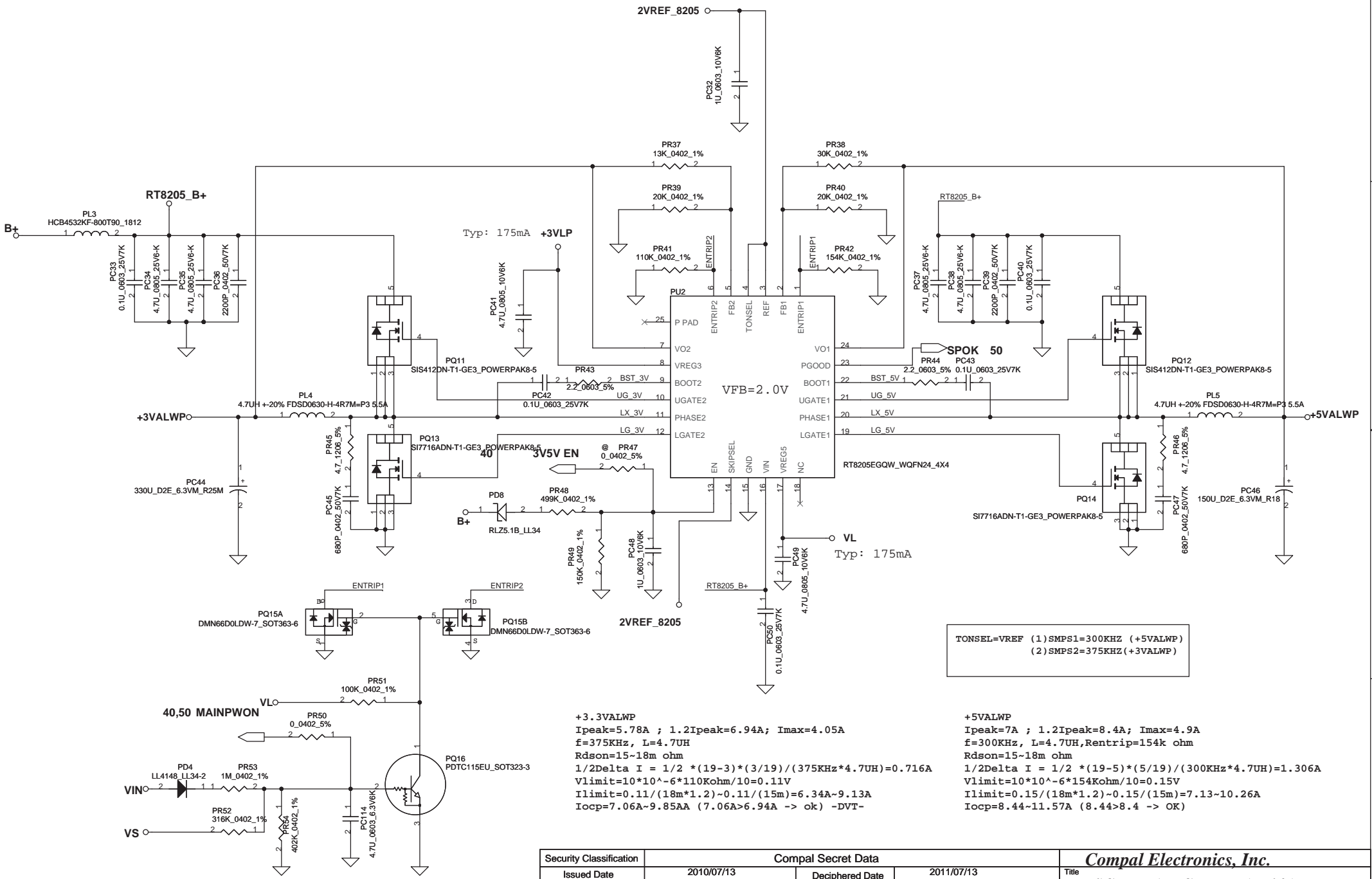
Security Classification	Compal Secret Data		Compal Electronics, Inc.		
Issued Date	2010/01/25	Deciphered Date	2010/12/31	Title	
THIS SHEET OF ENGINEERING DRAWING IS THE PROPRIETARY PROPERTY OF COMPAL ELECTRONICS, INC. AND CONTAINS CONFIDENTIAL AND TRADE SECRET INFORMATION. THIS SHEET MAY NOT BE TRANSFERRED FROM THE CUSTODY OF THE COMPETENT DIVISION OF R&D DEPARTMENT EXCEPT AS AUTHORIZED BY COMPAL ELECTRONICS, INC. NEITHER THIS SHEET NOR THE INFORMATION IT CONTAINS MAY BE USED BY OR DISCLOSED TO ANY THIRD PARTY WITHOUT PRIOR WRITTEN CONSENT OF COMPAL ELECTRONICS, INC.				Size	Document Number
				Customer	4019BL
Date:	Friday, March 04, 2011	Sheet	47	of	57

for reverse input protection



Vin Detector		
Min.	Typ	Max.
H-->L	17.23V	
L-->H	17.63V	
ILIM and external DPM		
3.97A		

Security Classification		Compal Secret Data		Title	
Issued Date	2010/01/25	Deciphered Date	2010/12/31	Compal Electronics, Inc.	
THIS SHEET OF ENGINEERING DRAWING IS THE PROPRIETARY PROPERTY OF COMPAL ELECTRONICS, INC. AND CONTAINS CONFIDENTIAL AND TRADE SECRET INFORMATION. THIS SHEET MAY NOT BE TRANSFERRED FROM THE CUSTODY OF THE COMPETENT DIVISION OF R&D DEPARTMENT EXCEPT AS AUTHORIZED BY COMPAL ELECTRONICS, INC. NEITHER THIS SHEET NOR THE INFORMATION IT CONTAINS MAY BE USED BY OR DISCLOSED TO ANY THIRD PARTY WITHOUT PRIOR WRITTEN CONSENT OF COMPAL ELECTRONICS, INC.				Size	Document Number
				4019BL	Rev B
				Date:	Friday, March 04, 2011
				Sheet	48 of 57

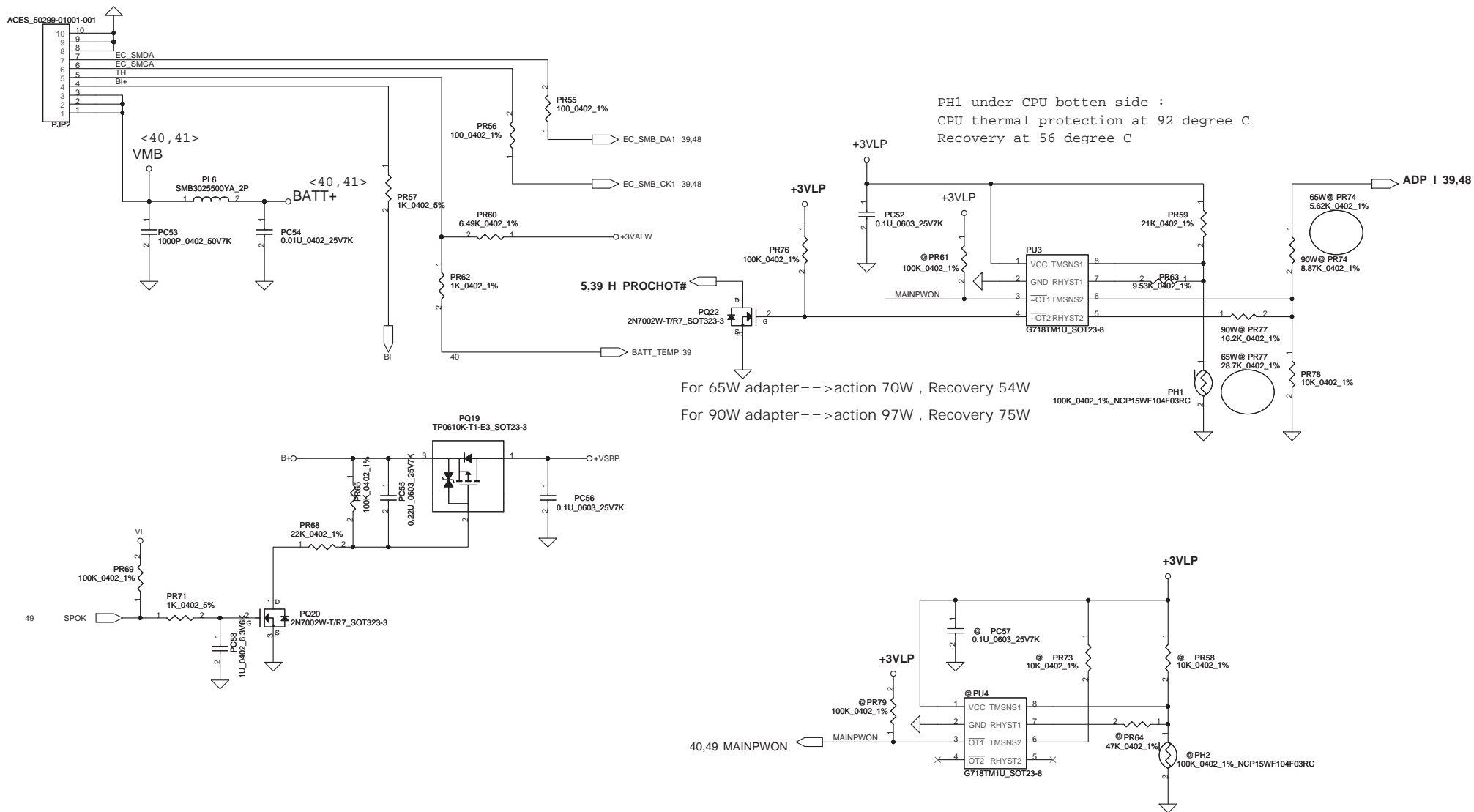


TONSEL=VREF (1) SMPS1=300KHZ (+5VALWP)
 (2) SMPS2=375KHZ (+3VALWP)

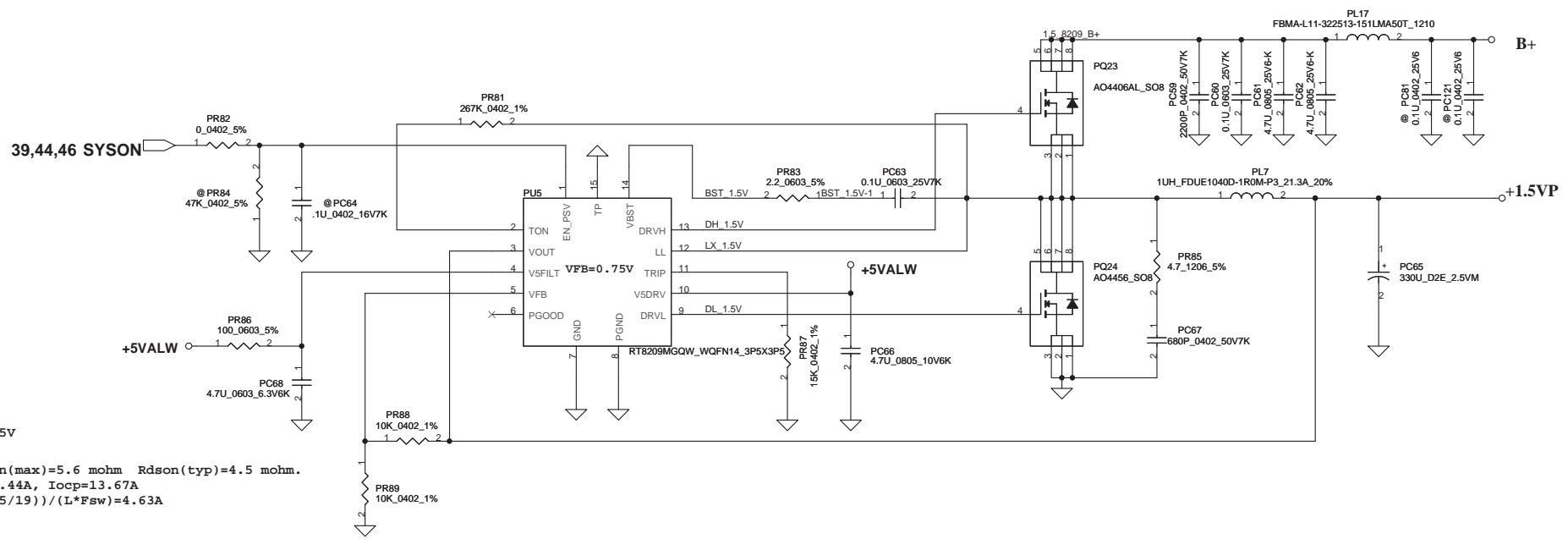
+3.3VALWP
 $I_{peak}=5.78A$; $1.2I_{peak}=6.94A$; $I_{max}=4.05A$
 $f=375KHz$, $L=4.7UH$
 $R_{dson}=15-18m\ ohm$
 $1/2\Delta I = 1/2 * (19-3) * (3/19) / (375KHz * 4.7UH) = 0.716A$
 $V_{limit}=10 * 10^{-6} * 110Kohm / 10 = 0.11V$
 $I_{limit}=0.11 / (18m * 1.2) \sim 0.11 / (15m) = 6.34A \sim 9.13A$
 $I_{ocp}=7.06A \sim 9.85AA$ ($7.06A > 6.94A \rightarrow ok$) -DVT-

+5VALWP
 $I_{peak}=7A$; $1.2I_{peak}=8.4A$; $I_{max}=4.9A$
 $f=300KHz$, $L=4.7UH$, $R_{entrip}=154k\ ohm$
 $R_{dson}=15-18m\ ohm$
 $1/2\Delta I = 1/2 * (19-5) * (5/19) / (300KHz * 4.7UH) = 1.306A$
 $V_{limit}=10 * 10^{-6} * 154Kohm / 10 = 0.15V$
 $I_{limit}=0.15 / (18m * 1.2) \sim 0.15 / (15m) = 7.13 \sim 10.26A$
 $I_{ocp}=8.44 \sim 11.57A$ ($8.44 > 8.4 \rightarrow OK$)

Security Classification		Compal Secret Data		Compal Electronics, Inc.	
Issued Date	2010/07/13	Deciphered Date	2011/07/13	Title	SCHMATIC, MB LA-7231P
THIS SHEET OF ENGINEERING DRAWING IS THE PROPRIETARY PROPERTY OF COMPAL ELECTRONICS, INC. AND CONTAINS CONFIDENTIAL AND TRADE SECRET INFORMATION. THIS SHEET MAY NOT BE TRANSFERRED FROM THE CUSTODY OF THE COMPETENT DIVISION OF R&D DEPARTMENT EXCEPT AS AUTHORIZED BY COMPAL ELECTRONICS, INC. NEITHER THIS SHEET NOR THE INFORMATION IT CONTAINS MAY BE USED BY OR DISCLOSED TO ANY THIRD PARTY WITHOUT PRIOR WRITTEN CONSENT OF COMPAL ELECTRONICS, INC.					
Date:	Friday, March 04, 2011	Sheet	49	of	57



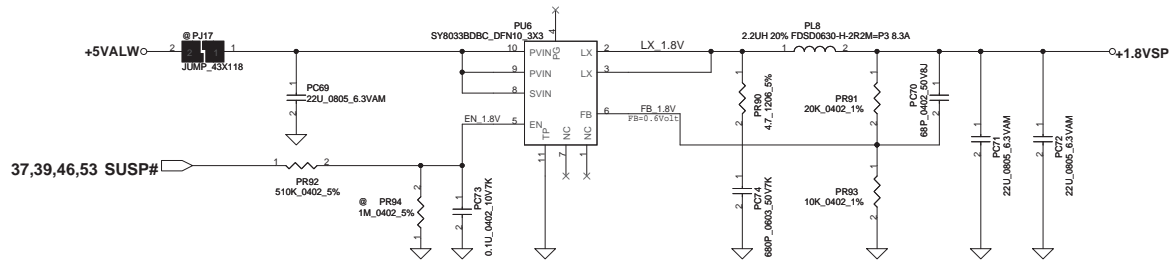
Security Classification	Compal Secret Data		Compal Electronics, Inc.	
Issued Date	2010/01/25	Deciphered Date	2010/12/31	Title
THIS SHEET OF ENGINEERING DRAWING IS THE PROPRIETARY PROPERTY OF COMPAL ELECTRONICS, INC. AND CONTAINS CONFIDENTIAL AND TRADE SECRET INFORMATION. THIS SHEET MAY NOT BE TRANSFERRED FROM THE CUSTODY OF THE COMPETENT DIVISION OF R&D DEPARTMENT EXCEPT AS AUTHORIZED BY COMPAL ELECTRONICS, INC. NEITHER THIS SHEET NOR THE INFORMATION IT CONTAINS MAY BE USED BY OR DISCLOSED TO ANY THIRD PARTY WITHOUT PRIOR WRITTEN CONSENT OF COMPAL ELECTRONICS, INC.				SCHEMATIC, MB LA-7231P
Size	Custom	Document Number	4019BL	Rev
Date:	Friday, March 04, 2011	Sheet	50	of 57



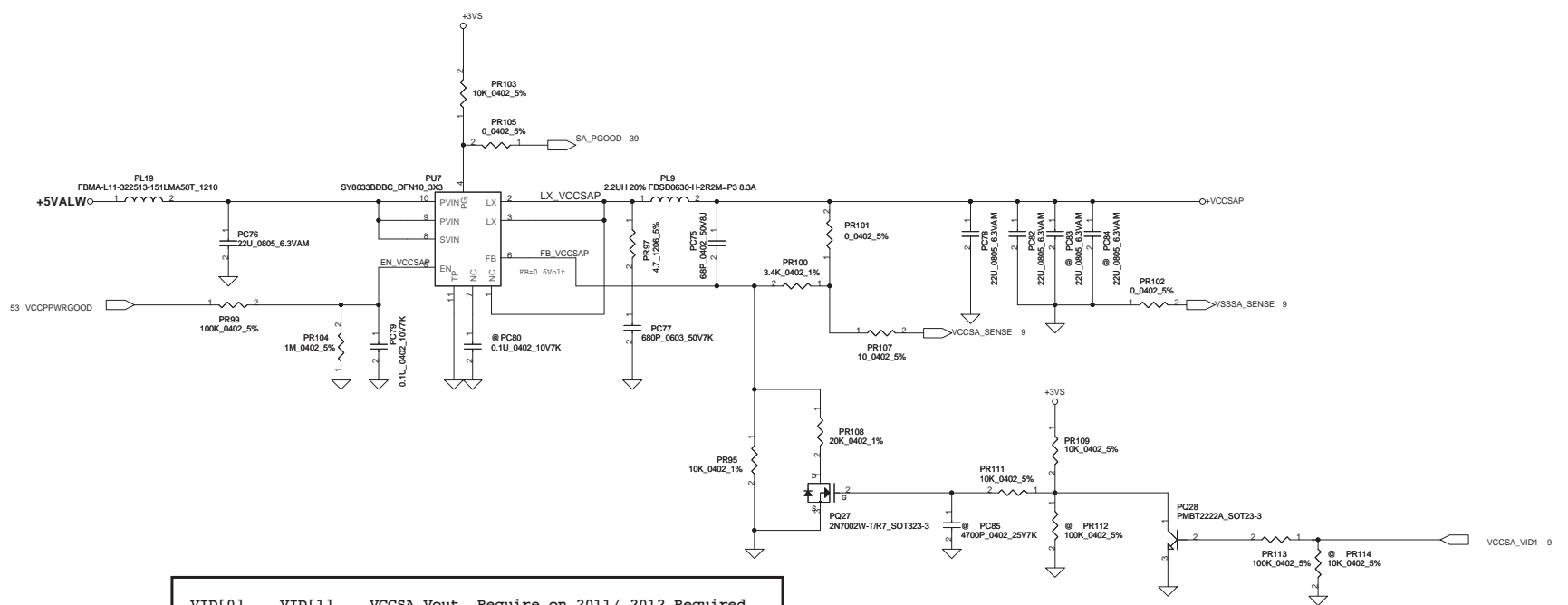
$V_o = 1.5V$ $V_{FB} = 0.75V$
 $V = 0.75 * (1 + 10K / 10K) = 1.5V$
 $F_{sw} = 298KHz$
 $C_{out} ESR = 15m \text{ ohm}$ $R_{dson(max)} = 5.6 \text{ mohm}$ $R_{dson(typ)} = 4.5 \text{ mohm}$
 $I_{peak} = 19.53A$, $I_{max} = 23.44A$, $I_{ocp} = 13.67A$
 $\Delta I = ((19 - 1.5) * (1.5 / 19)) / (L * F_{sw}) = 4.63A$
 $\Rightarrow 1/2 \Delta I = 2.315A$
 choose $R_{cs} = 15K$
 $I_{ocpmax} = ((15K * 11uA) / 0.0045) + 2.315A = 35.65A$
 $I_{ocpmin} = ((15K * 9uA) / (0.0056 * 1.3)) + 2.315A = 23.06A$
 $I_{ocp} = 23.06A \sim 35.65A$

Security Classification		Compal Secret Data		Compal Electronics, Inc.	
Issued Date	2010/07/13	Deciphered Date	2011/07/13	Title	
THIS SHEET OF ENGINEERING DRAWING IS THE PROPRIETARY PROPERTY OF COMPAL ELECTRONICS, INC. AND CONTAINS CONFIDENTIAL AND TRADE SECRET INFORMATION. THIS SHEET MAY NOT BE TRANSFERRED FROM THE CUSTODY OF THE COMPETENT DIVISION OF RESEARCH AND DEVELOPMENT EXCEPT AS AUTHORIZED BY COMPAL ELECTRONICS, INC. NEITHER THIS SHEET NOR THE INFORMATION IT CONTAINS MAY BE USED BY OR DISCLOSED TO ANY THIRD PARTY WITHOUT PRIOR WRITTEN CONSENT OF COMPAL ELECTRONICS, INC.				SCHEMATIC, MB LA-7231P	
Date: Friday, March 04, 2011				Document Number	Rev
				4019BL	B
Sheet 51 of 57					

1.8VSP
Ipeak=3.35A ; 1.2Ipeak=4.02 ; Imax=2.345A
Vout=0.6*(1+(20K/10K))=1.8V

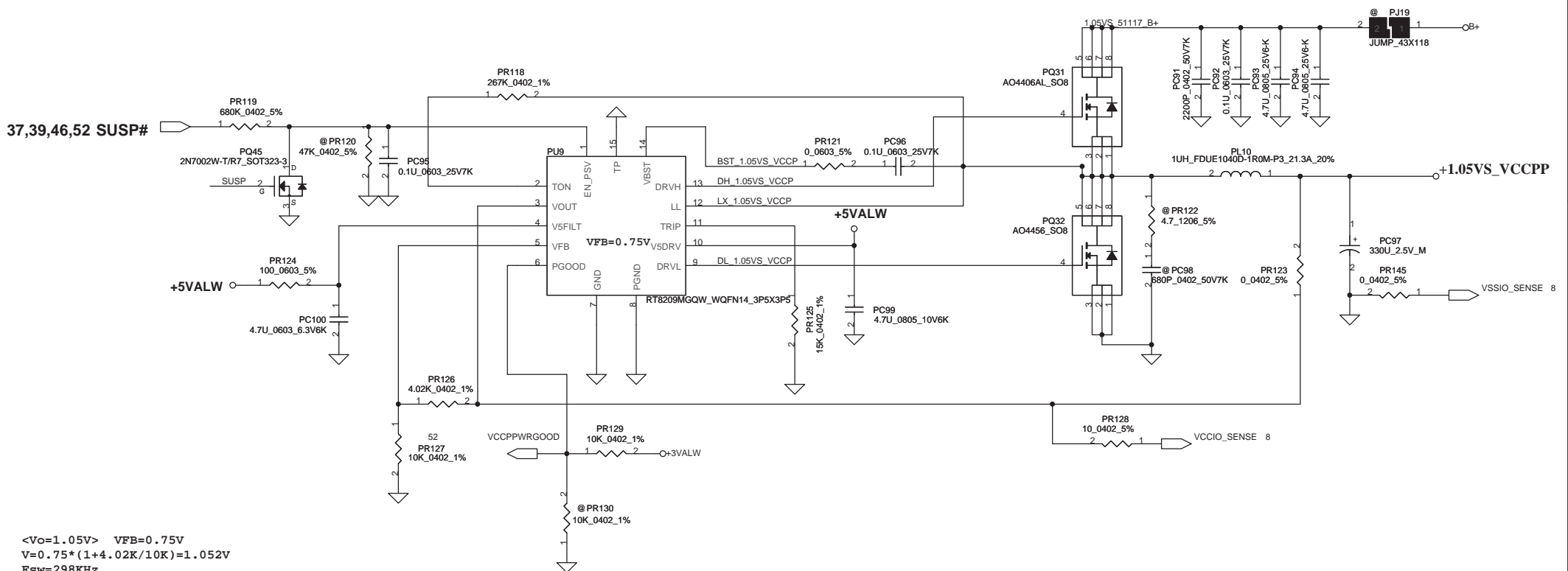
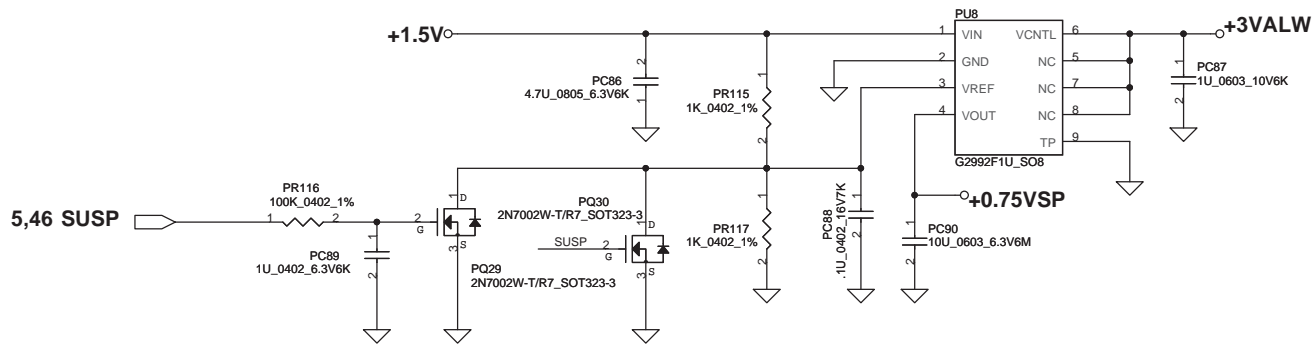


37,39,46,53 SUSP#



VID[0]	VID[1]	VCCSA Vout	Require on 2011/ 2012	Required
0	0	0.9 V	Yes/Yes	Yes/Yes
0	1	0.8 V	Yes/Yes	Yes/Yes
1	1	0.75V	No/Yes	No/Yes
1	1	0.65V	No/Yes	No/Yes

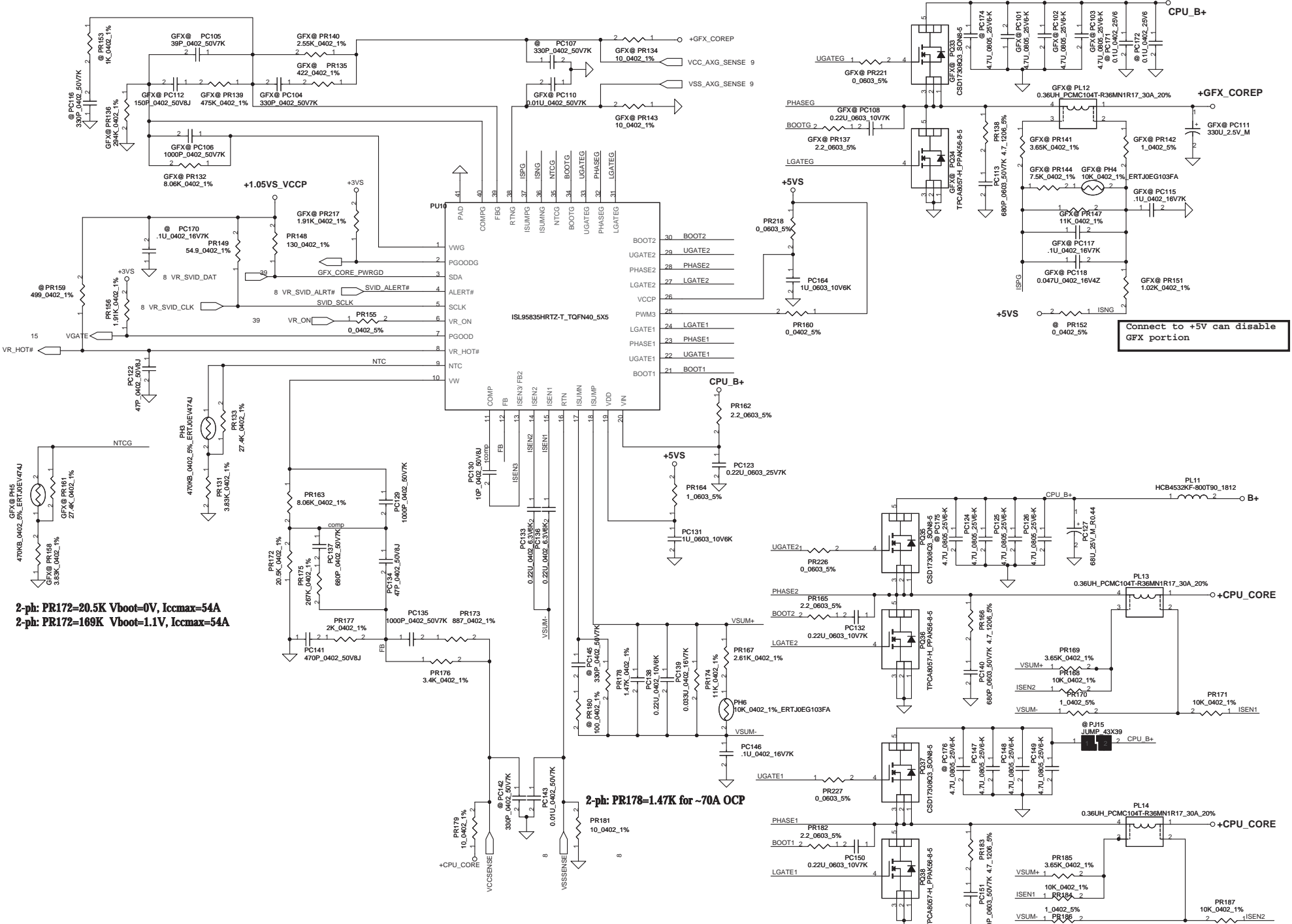
Note: Use VCCSA_SEL to switch High & Low Level for VID[1] (ie. VCCSA_SEL) due to the VID[0] is don't care for this setting.



<Vo=1.05V> VFB=0.75V
 $V=0.75*(1+4.02K/10K)=1.052V$
 $F_{sw}=298KHz$

$C_{out} ESR=15m\ ohm$ $R_{dson(max)}=5.6\ mohm$ $R_{dson(typ)}=4.5\ mohm$.
 $I_{peak}=12.866A$, $I_{max}=9A$, $I_{ocp}=15.439A$
 $\Delta I = ((19-1.05)*(1.05/19))/(L*F_{sw})=3.33A$
 $\Rightarrow 1/2\Delta I = 1.665A$
 choose $R_{cs}=15K$
 $I_{ocpmax} = ((15K*11\mu A)/0.0045)+1.665A=37.62A$
 $I_{ocpmin} = ((15K*9\mu A)/(0.0056*1.3))+1.665A=23.02A$
 $I_{ocp}=23.02A-37.62A$

Security Classification		Compal Secret Data		Title	
Issued Date	2010/07/13	Deciphered Date	2011/07/13	Compal Electronics, Inc.	
THIS SHEET OF ENGINEERING DRAWING IS THE PROPRIETARY PROPERTY OF COMPAL ELECTRONICS, INC. AND CONTAINS CONFIDENTIAL AND TRADE SECRET INFORMATION. THIS SHEET MAY NOT BE TRANSFERRED FROM THE CUSTODY OF THE COMPETENT DIVISION OF R&D DEPARTMENT EXCEPT AS AUTHORIZED BY COMPAL ELECTRONICS, INC. NEITHER THIS SHEET NOR THE INFORMATION IT CONTAINS MAY BE USED BY OR DISCLOSED TO ANY THIRD PARTY WITHOUT PRIOR WRITTEN CONSENT OF COMPAL ELECTRONICS, INC.				Document Number	Rev B
				4019BL	
Date:	Friday, March 04, 2011	Sheet	53	of	57

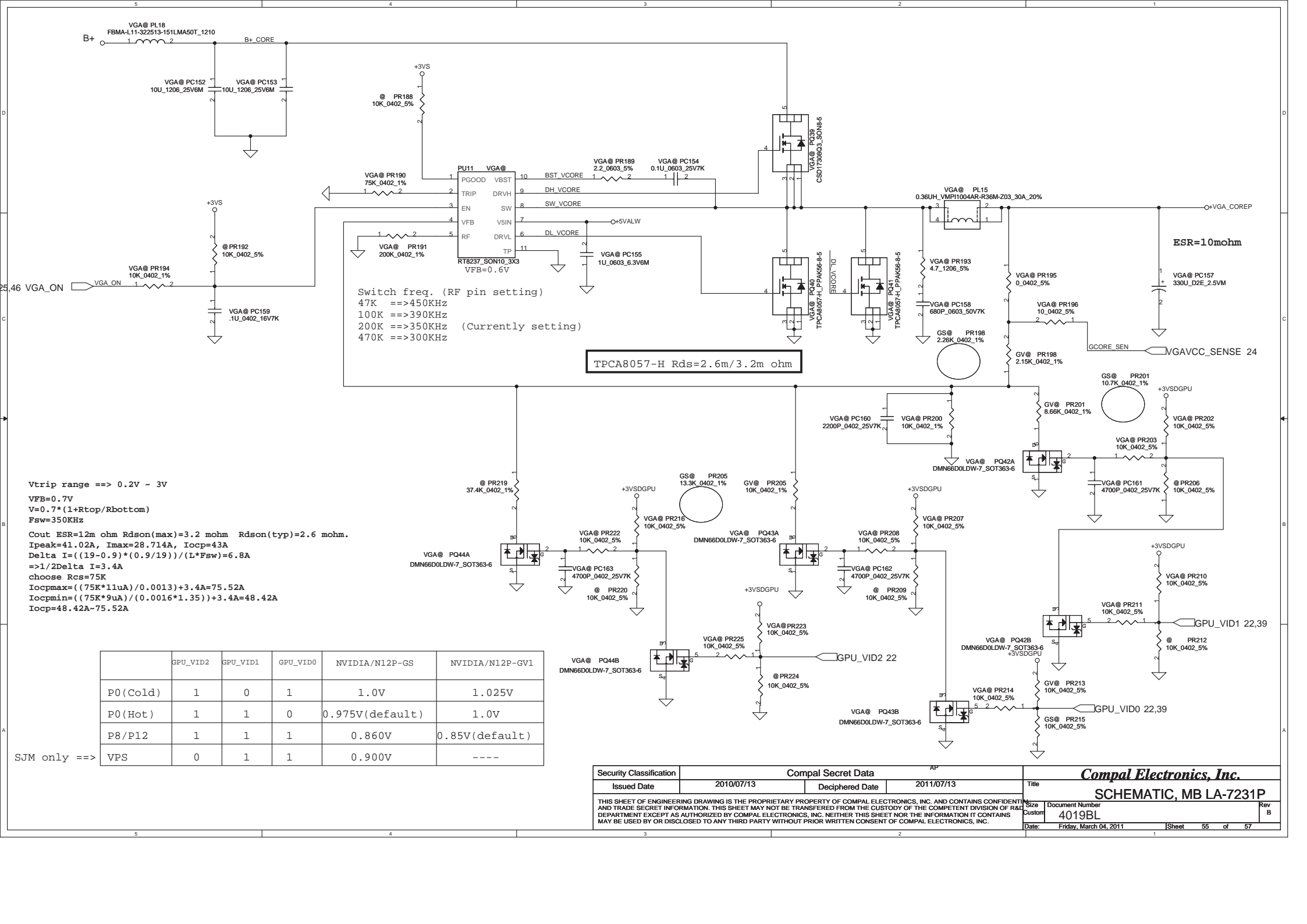


2-ph: PR172=20.5K Vboot=0V, Iccmax=54A
 2-ph: PR172=169K Vboot=1.1V, Iccmax=54A

2-ph: PR178=1.47K for ~70A OCP

+CPU_CORE	+GFX_CORE
Iocp=72A, IccMAX=53A	Iocp=40A, IccMAX=24A
Load line=1.9mohm	Load line=3.9mohm
DCR=1.1mohm	DCR=1.1mohm

Security Classification	Compal Secret Data		Compal Electronics, Inc.	
Issued Date	2010/01/25	Deciphered Date	2009/04/28	Title
THIS SHEET OF ENGINEERING DRAWING IS THE PROPRIETARY PROPERTY OF COMPAL ELECTRONICS, INC. AND CONTAINS CONFIDENTIAL AND TRADE SECRET INFORMATION. THIS SHEET MAY NOT BE TRANSFERRED FROM THE CUSTODY OF THE COMPETENT DIVISION OF R&D DEPARTMENT EXCEPT AS AUTHORIZED BY COMPAL ELECTRONICS, INC. NEITHER THIS SHEET NOR THE INFORMATION IT CONTAINS MAY BE USED BY OR DISCLOSED TO ANY THIRD PARTY WITHOUT PRIOR WRITTEN CONSENT OF COMPAL ELECTRONICS, INC.				Document Number
				4019BL
				Rev B
Date: Friday, March 04, 2011				Sheet 54 of 57



Switch freq. (RF pin setting)
 47K ==>450KHZ
 100K ==>390KHZ
 200K ==>350KHZ
 470K ==>300KHZ
 (Currently setting)

TPCA8057-H Rds=2.6m/3.2m ohm

Vtrip range ==> 0.2V ~ 3V
 VFB=0.7V
 $V = 0.7 * (1 + R_{top} / R_{bottom})$
 Fsw=350KHz
 Cout ESR=12m ohm Rds(on)(max)=3.2 mohm Rds(on)(typ)=2.6 mohm.
 $I_{peak} = 41.02A, I_{max} = 28.714A, I_{ocp} = 43A$
 $\Delta I = ((19 - 0.9) * (0.9 / 19)) / (L * F_{sw}) = 6.8A$
 $\Rightarrow 1/2 \Delta I = 3.4A$
 choose Rcs=75K
 $I_{ocpmax} = ((75K * 11\mu A) / 0.0013) + 3.4A = 75.52A$
 $I_{ocpmin} = ((75K * 9\mu A) / (0.0016 * 1.35)) + 3.4A = 48.42A$
 $I_{ocp} = 48.42A - 75.52A$

	GPU_VID2	GPU_VID1	GPU_VID0	NVIDIA/N12P-GS	NVIDIA/N12P-GV1
P0(Cold)	1	0	1	1.0V	1.025V
P0(Hot)	1	1	0	0.975V(default)	1.0V
P8/P12	1	1	1	0.860V	0.85V(default)
SJM only ==>	VPS	0	1	0.900V	----

Security Classification	Compal Secret Data		AP
Issued Date	2010/07/13	Deciphered Date	2011/07/13
THIS SHEET OF ENGINEERING DRAWING IS THE PROPRIETARY PROPERTY OF COMPAL ELECTRONICS, INC. AND CONTAINS CONFIDENTIAL AND TRADE SECRET INFORMATION. THIS SHEET MAY NOT BE TRANSFERRED FROM THE CUSTODY OF THE COMPETENT DIVISION OF R&D DEPARTMENT EXCEPT AS AUTHORIZED BY COMPAL ELECTRONICS, INC. NEITHER THIS SHEET NOR THE INFORMATION IT CONTAINS MAY BE USED BY OR DISCLOSED TO ANY THIRD PARTY WITHOUT PRIOR WRITTEN CONSENT OF COMPAL ELECTRONICS, INC.			
Title	Compal Electronics, Inc.		Rev B
Document Number	4019BL		
Date	Friday, March 04, 2011	Sheet	55 of 57

Version change list (P.I.R. List)

Item	Fixed Issue	Reason for change	Rev.	PG#	Modify List	Date	Phase
1	HW/Edward request	Meet Turn off sequence		53	Add PQ45	2010 11/24	DVT
2	HW/Edward request	Meet Turn on sequence		53	Change PR119 to 680KΩ, PC95 to 0.1uF	2010 11/27	DVT
3	HW/Edward request	Meet new VGA table		55	Change PR201, PR205, PR219	2010 12/03	DVT
4	Battery Turn on time too long	Change enable 3/5V path				2010 12/04	DVT
5	HW/Edward request	For USB 3.0 charger function		47	Add PJ26	2010 12/04	DVT
6	HW/Edward request	Don't need VGA_PW_OK net		55	Delete net	2010 12/04	DVT
7	HW/Edward request	Tune Power sequence		52	Change PR92 from 100K to 510K Delete PR94	2010 12/08	DVT
8	HW/Edward request	Tune Power sequence		53	Change PR116 from 24.9K to 100K	2010 12/09	DVT
9	Costdown			54	Change PC97, PC111 to OS-CON cap.	2011 01/06	PVT
10	ISN test fail	ISN solution		49	Change PL16 to 1uH Add PC109, PC119	2011 01/07	PVT
11	Trigger ACOC	Prevent to trigger phase to gnd threshold Reserve RC for ADP_I		48	Change PC28 from 2.2u to 0.1u Add PR72	2011 01/24	PVT2
12							
13							
14							
15							
16							
17							

Security Classification	Compal Secret Data		Title		Compal Electronics, Inc.	
Issued Date	2010/04/12	Deciphered Date	2010/10/12	SCHEMATIC, MB LA-7231P		
<small>THIS SHEET OF ENGINEERING DRAWING IS THE PROPRIETARY PROPERTY OF COMPAL ELECTRONICS, INC. AND CONTAINS CONFIDENTIAL AND TRADE SECRET INFORMATION. THIS SHEET MAY NOT BE TRANSFERRED FROM THE CUSTODY OF THE COMPETENT DIVISION OF RESEARCH AND DEVELOPMENT EXCEPT AS AUTHORIZED BY COMPAL ELECTRONICS, INC. NEITHER THIS SHEET NOR THE INFORMATION IT CONTAINS MAY BE USED BY OR DISCLOSED TO ANY THIRD PARTY WITHOUT PRIOR WRITTEN CONSENT OF COMPAL ELECTRONICS, INC.</small>				Document Number	4019BL	Rev B
Date: Friday, March 04, 2011				Sheet	56	of 57

A --> B Change List

- 1209-----
 1. Page 24, Change R383 to GS@
 Change R380 to @
 Add Option Component for R383 and R386 4.99K_0402_1% with BOM structure GV@
2. Page 46, Change R679 to 100K_0402_5%
 Change R685 to 200K_0402_5%
 Change R692 to 750K_0402_5%
3. Page 40, Change SW8 to SN200002800
- 1206-----
 1. Page 17, U16 BOM Structure change to OPT@
 2. Page 37, C613 BOM structure change to BT@
 3. Page 32, Add R70, T71 for JCRTR1.
 4. Page 45, Change H10 to H2P5.
 5. Page 14, Change C183, C184 to 27P
 6. Page 22, Change C297, C298 to 22P
 7. Page 35, Change C582, C583 to 33P
 8. Page 43, Change R666, R668 to SM010017710 (For EMI)
 9. Page 38, Pop R590, R591 with 33 ohm, C635, C636 with 6P for EMI
- 1203-----
 1. Page 39, Add C703 for ESD.
- 1202-----
 1. Update power schematics
 2. Change H24 to H2P5
 3. Page 35, Add R557 for power source +3VALW_PCH reserved
- 1201-----
 1. Page 40, Update Reset Button circuit
 Add R656, Q38
 2. Page 17, delete VGA_ON for PD only.
 Change PR3.2 to PCH_GPI02, PR3.1 to PCH_GPI053
 Delete R257
 3. Update Power Schematics 1201
- 1130b-----
 1. Page 38, U23.11 change to +3VS_CARD
 2. Q2, Q13, Q19, Q21-Q29, Q31, Q33, Q34, Q50, Q51, Q54, Q56-Q63, Q68, Q74 change to SB00000J200
- 1130-----
 1. Page 18, Add Q75,Q74,R841 (The new circuit for DGPU_PWROK after 1.5V).
 Delete R271
 2. Page40, Change R646 to 10K
 Change R648 to 1K
 Pop R646, R648, D18, Q35, R645 for Reset mainpower and BI
 Change R653 BOM structure to @
 Change SW8 to SN200002700
- 1129-----
 1. Page 07, Correct R70 bom structure to EDP@
 2. Page 15,Change R244.1 net name from PCH_RSMRST# to PCH_RSMRST#_R
 Unpop R231
 3. Page 17, U6, U7 change to SA00000H00 (Same as U5/U39)
 4. Page 24, Delete R390, R391, R392 for space issue.
 5. Page 35, Add Q37 and Unpop R555
 6. Page 38, Add R833 between +3VS and +3VS_CARD
 Change U23.47 to +3VS_CARD
 7. Page 39,Change R621 from 0ohm to 8.2k(Board ID)
 8. Page 42, Unpop R733
 Pop R732, R299
 Delete R637, R638, Q38, Q39, R299, R634, R636, R639, R640
 Change netname of PD# to EC_MUTE#
 Connect U29.4.9.21.29 to +3VS_CODEC
 9. Page 45, Change C780 from SGA19151410(D size) to SGA00002N80(B2 size)
 Unpop U40, C204, R754
 10. Page 46, Change Q47, Q52 to AO4430L_S08
 11. Update Power Schematics (11/25)
 12. C226, C540, C549, C566, C573, C576, C580, C590, C712 change material to SE000000K80
 13. D8, D9 change material to SCS00003600 (Need check again)
 14. D32 change to SC100001K00 (Need apply CIS Symbol)
- 1123-----
 1. Page 22, Change R342 PU location from R762.2 to Q68.3
 2. Page 24, Fix N12P-GV device ID
 R489 change BOM Structure to GS@
 R382, R380, R760, R756, R758, R757 change BOM Structure to GV@
 R380 change to 45.3K_0402_1% (SD034453280)
 R760 change to 4.99K_0402_1% (SD034499180)
 Delete Option component of R386
3. Page35, Modify auto boot-up issue
 Unpop R552
 POP R553, R541
 Change R541 PU location from R552.1 to R552.2
 4. Page36, L31 update CIS Symbol and PCB footprint
 5. Page 40, Change R622 PU to +3VALW_EC
 JTP1 pin definition upside down.
 Update D-Door Circuit
 Delete SW1, R631
 Add JDOOR1, SW
 6. Page 41, SW6 change to SN100001D10
 7. Page 42, Modify PD# circuit for 3V tolerance.
 Add R299
 Change R637, R638 PU to +3VS
 Fix Headphone/MIC detect issue
 Change R649 to 10K_0402_1%
 Change R650 to 39.2K_0402_1%
8. Page 44, Modify SMI circuit for leakage issue.
 Delete R830
 Add Q69, R734

B --> C Change List

- 0121A-----
 1. Page 19, Change L1 to SH000003Y00
 2. Page 41, Change R626 to @ to SD034499080 (499_1%)
 Change R739 to SD034150080 (100_5%)
3. Page 17, Add R185
 4. Page 46, Change R703 to 100K
- 0110A-----
 1. Change SE107475M80 to SE107475K80
 2. Change SE052105280 to SE080105K80
 3. Change SE068221U80 to SE074221K80
 4. Change SE070473Z80 to SE076473K80
 5. Page 15, Unpop U5 and POP R223
 6. Page 35, Unpop Q37 and POP R557
 7. Change U8 to SA000047U10(N12P-GS) and SA000047U10(N12P-GV)
 8. Page41,
 R625 form 390 to 100
 R626 from 820 to 200
 R739 from 820 to 100
 R627 from 390 to 2.49K
 R629 from 820 to 3K
 R740 from 390 to 3.3K
 R741 from 390 to 2.2K
 R740 from 820 to 3.3K
- 0107A-----
 1. Page 40, Unpop SW8
 2. Page 05, Add C215.
 1. Page 11, Add C207, C212, C214 (0.1U_0402) for EMI require
 2. Page 12, Delete C159 for Layout space
 3. Page 36, Delete R968, C994
 4. Page 45, Reserved R736, R739
 5. Page 18, Delete Q75
 Change Q74 to Q74A, A74B (DMN66D0LDW-7_SOT363-6)
 Change R842 PU to +3VSDGPU
- 0103-----
 1. Page 40, Add R691 for EC_BI
 2. Page 39, Connect EC_BI to U24.64
 Change R621 to 18K_0402_5%
 Delete net 65W/90W
 3. Page 25, Unpop C345, C346, C347, C348 L13, L14, C356, C357, C358
 Change C349, C359 to 10K_5%_0402
 Unpop R415, R416
 4. Page 18, Change Q75 to AP2302GN-HF_SOT23-3
 Add R842, C185 with BOM structure OPT@
 Change Q74, Q75, R841 with BOM structure OPT@
 5. Page 37, Delete R572
 6. Page 08, change C81, C82 to SGA20331E10
 7. Page 26, change C381,C857 to SGA20471D20

C --> Pre-MP Change List

- 0222A-----
 1. Page 41, Change R627, R741 to 100_0402_5%
 Change R740 to 150_0402_1%
 Change R627, R742 to 560_0402_5%
 2. Page 45, Unpop D30 (Remove USB3.0 ESD Diode)
- 0218A-----
 1. Page 31, Add L45 for USB20_P10/N10
 Change R478/R479 to @
 Move C492, C493 to USB20_P10/N10
 Delete D5 for layout space
- 0215A-----
 1. Page 44, Mount R720 for EEPROM (EON)
 2. Change U3 to B3 version(SA00004BEY0)
 3. Page 41, change R626 to 300_0402_5%
 change R739 to 100_0402_5%
- 0125A-----
 1. Page39 Change R621 to 33K_0402_5% (Board ID)
 2. Update Power Schematics

Security Classification		Compal Secret Data		Compal Electronics, Inc.	
Issued Date	2010/09/28	Deciphered Date	2011/09/28	Title	SCHMATIC, MB LA-7231P
THIS SHEET OF ENGINEERING DRAWING IS THE PROPRIETARY PROPERTY OF COMPAL ELECTRONICS, INC. AND CONTAINS CONFIDENTIAL AND TRADE SECRET INFORMATION. THIS SHEET MAY NOT BE TRANSFERRED FROM THE CUSTODY OF THE COMPETENT DIVISION OF R&D DEPARTMENT EXCEPT AS AUTHORIZED BY COMPAL ELECTRONICS, INC. NEITHER THIS SHEET NOR THE INFORMATION IT CONTAINS MAY BE USED BY OR DISCLOSED TO ANY THIRD PARTY WITHOUT PRIOR WRITTEN CONSENT OF COMPAL ELECTRONICS, INC.				Rev B	4019BL
Date:	Friday, March 04, 2011	Sheet	57 of 57		